



# National Wool Declaration Test Data - Auction Data

Wednesday, 4 June, 2025



"**Auction**" statistics are supplied by AWEX and have been subject to the NWD-Integrity Program validation process (first-hand offered wool, P/D certificates only).

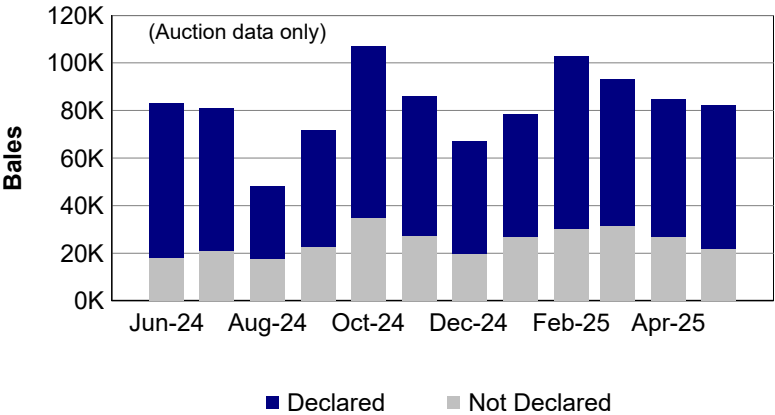
"**Tested**" statistics are supplied by AWTA, P/D certificate only.

Note that there may be a timing delay between when wool is tested (AWTA) & when wool is offered at auction (AWEX).

## 1. Current statistics by bales

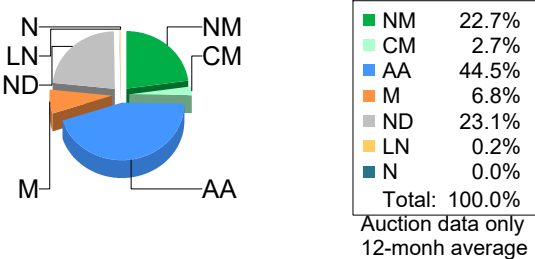
	Tested	Auction
May	107,443	103,946

	Tested	Auction
2024/25 Y.T.D.	1,320,771	1,179,952



## 2. Mulesing status by bales

		Tested		Auction	
2024/25 Y.T.D.	NM	319,351	24.2%	267,168	22.6%
	CM	33,379	2.5%	30,259	2.6%
	AA	554,839	42.0%	522,809	44.3%
	M	90,372	6.8%	80,705	6.8%
	ND	322,830	24.4%	279,011	23.6%
Total		1,320,771	100%	1,179,952	100%



Australian Wool Exchange Limited

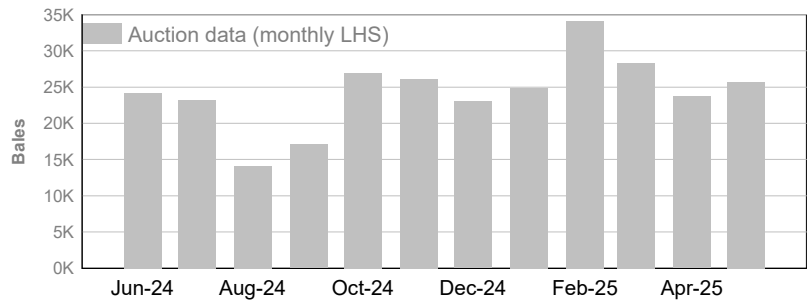
PO Box 651 North Ryde BC 2113 [www.awex.com.au](http://www.awex.com.au) t. (+61 2) 9428 6100  
Unit 12A, 2 Eden Park Drive Macquarie Park NSW 2113 abn. 35 061 495 565 t. (+61 2) 9428 6120

## 3. Mulesing status by month (bales)

### NM (Non Mulesed)

	Tested	Auction
May	28,215	25,697

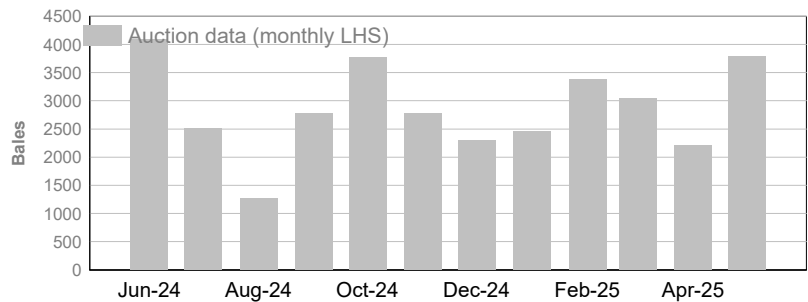
	Tested	Auction
2024/25 Y.T.D.	319,351	267,168



### CM (Ceased Mulesed)

	Tested	Auction
May	3,848	3,779

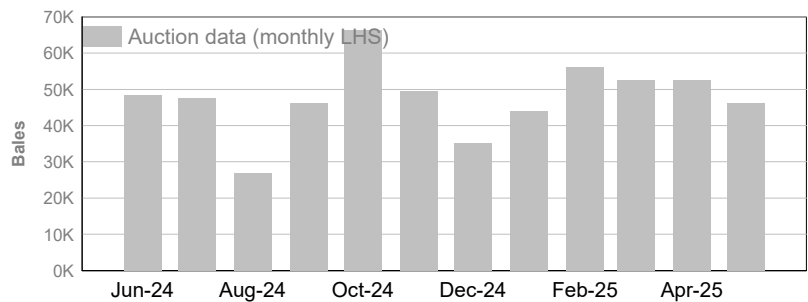
	Tested	Auction
2024/25 Y.T.D.	33,379	30,259



### AA (Analgesic/Anaesthetic)

	Tested	Auction
May	46,519	46,092

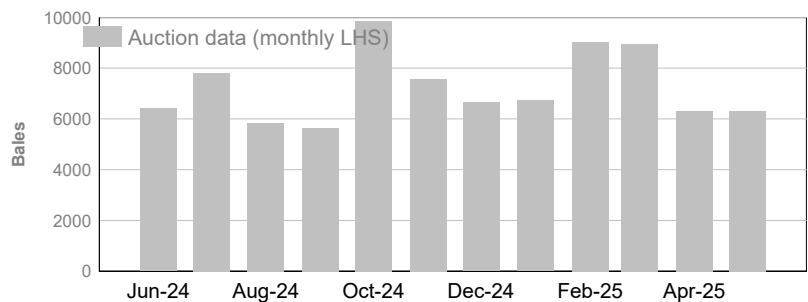
	Tested	Auction
2024/25 Y.T.D.	554,839	522,809



### M (Mulesed)

	Tested	Auction
May	6,712	6,314

	Tested	Auction
2024/25 Y.T.D.	90,372	80,705



### ND (Not Declared)

	Tested	Auction
May	21,935	21,592

	Tested	Auction
2024/25 Y.T.D.	322,830	279,011

