



National Wool Declaration Test Data - Auction Data

Monday, 2 June, 2025



"**Auction**" statistics are supplied by AWEX and have been subject to the NWD-Integrity Program validation process (first-hand offered wool, P/D certificates only).

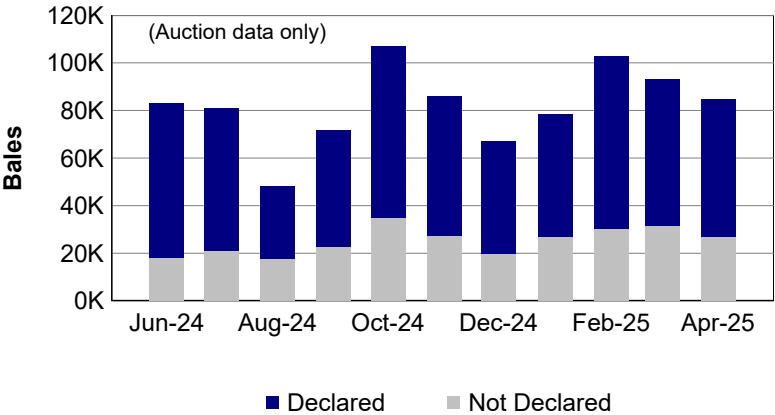
"**Tested**" statistics are supplied by AWTA, P/D certificate only.

Note that there may be a timing delay between when wool is tested (AWTA) & when wool is offered at auction (AWEX).

1. Current statistics by bales

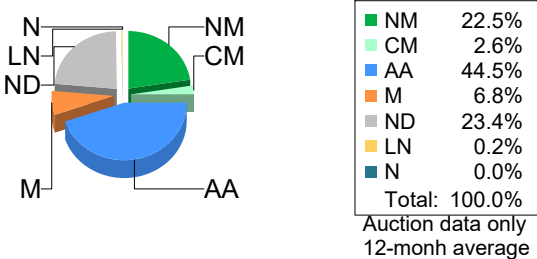
	Tested	Auction
April	112,605	111,657

	Tested	Auction
2024/25 Y.T.D.	1,213,542	1,076,478



2. Mulesing status by bales

		Tested		Auction	
2024/25 Y.T.D.	NM	291,136	24.0%	241,471	22.4%
	CM	29,531	2.4%	26,480	2.5%
	AA	508,320	41.9%	476,717	44.3%
	M	83,660	6.9%	74,391	6.9%
	ND	300,895	24.8%	257,419	23.9%
Total		1,213,542	100%	1,076,478	100%



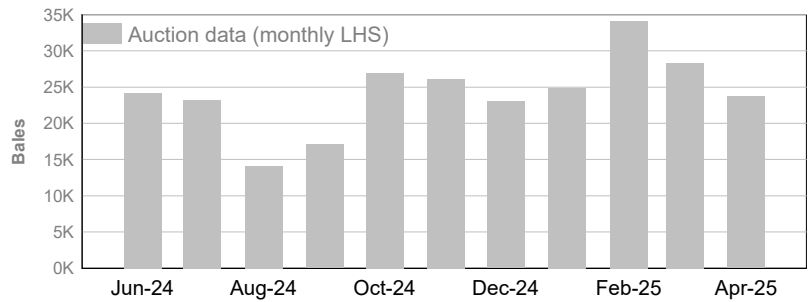
Australian Wool Exchange Limited

PO Box 651 North Ryde BC 2113 www.awex.com.au t. (+61 2) 9428 6100
Unit 12A, 2 Eden Park Drive Macquarie Park NSW 2113 abn. 35 061 495 565 f. (+61 2) 9428 6120

3. Mulesing status by month (bales)

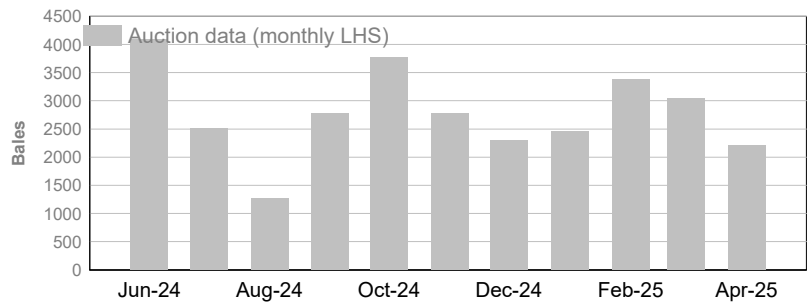
NM (Non Mulesed)

	Tested	Auction
April	25,793	23,721
2024/25 Y.T.D.	291,136	241,471



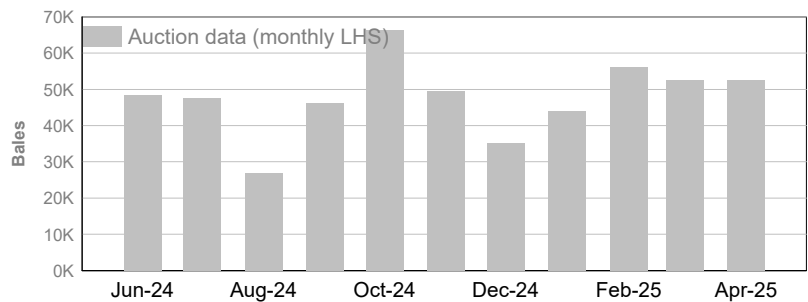
CM (Ceased Mulesed)

	Tested	Auction
April	2,296	2,211
2024/25 Y.T.D.	29,531	26,480



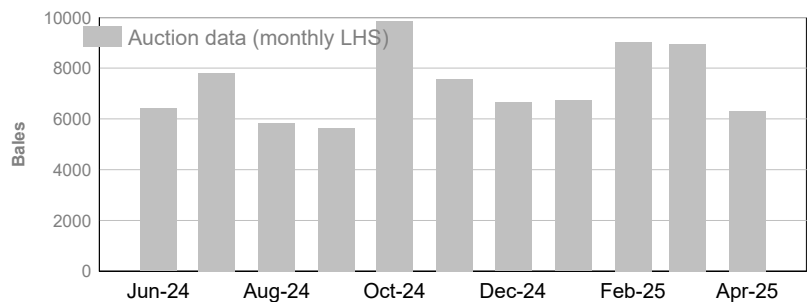
AA (Analgesic/Anaesthetic)

	Tested	Auction
April	52,423	52,453
2024/25 Y.T.D.	508,320	476,717



M (Mulesed)

	Tested	Auction
April	5,797	6,311
2024/25 Y.T.D.	83,660	74,391



ND (Not Declared)

	Tested	Auction
April	26,221	26,663
2024/25 Y.T.D.	300,895	257,419

