



National Wool Declaration Test Data - Auction Data

Monday, 3 March, 2025



"**Auction**" statistics are supplied by AWEX and have been subject to the NWD-Integrity Program validation process (first-hand offered wool, P/D certificates only).

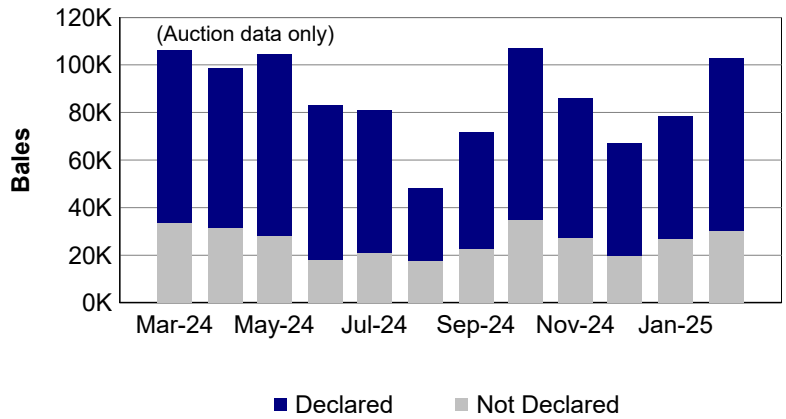
"**Tested**" statistics are supplied by AWTA, P/D certificate only.

Note that there may be a timing delay between when wool is tested (AWTA) & when wool is offered at auction (AWEX).

1. Current statistics by bales

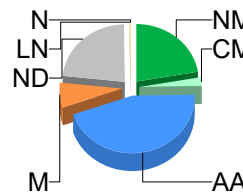
	Tested	Auction
February	133,622	132,811

	Tested	Auction
2024/25 Y.T.D.	959,485	840,891



2. Mulesing status by bales

		Tested		Auction	
2024/25 Y.T.D.	NM	232,658	24.2%	189,444	22.5%
	CM	24,128	2.5%	21,227	2.5%
	AA	396,271	41.3%	371,809	44.2%
	M	69,243	7.2%	59,115	7.0%
	ND	237,185	24.7%	199,296	23.7%
Total		959,485	100%	840,891	100%



NM	22.1%
CM	2.7%
AA	44.9%
M	7.0%
ND	23.0%
LN	0.2%
N	0.0%
Total: 100.0%	

Auction data only
12-monh average

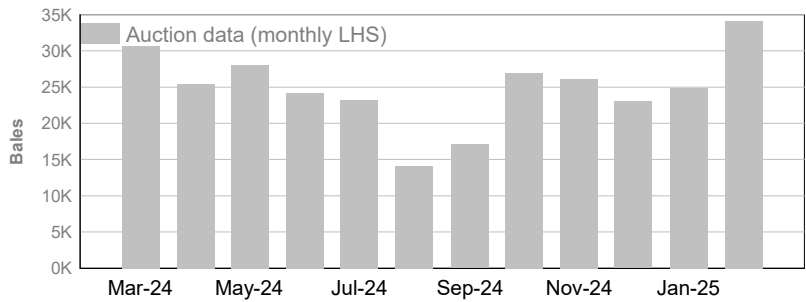
Australian Wool Exchange Limited

PO Box 651 North Ryde BC 2113 www.awex.com.au t. (+61 2) 9428 6100
Unit 12A, 2 Eden Park Drive Macquarie Park NSW 2113 abn. 35 061 495 565 f. (+61 2) 9428 6120

3. Mulesing status by month (bales)

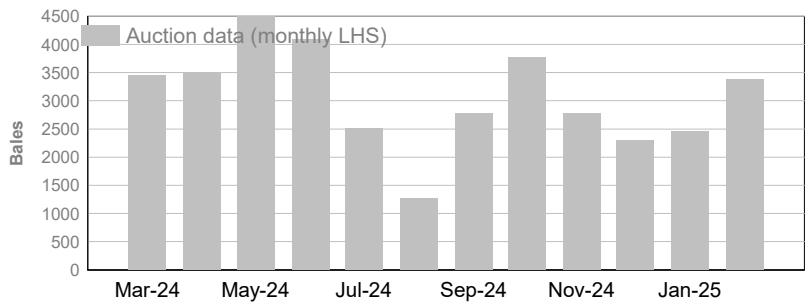
NM (Non Mulesed)

	Tested	Auction
February	35,579	34,112
2024/25 Y.T.D.	232,658	189,444



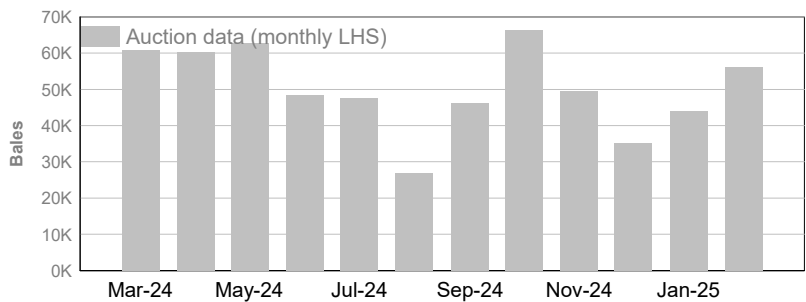
CM (Ceased Mulesed)

	Tested	Auction
February	3,054	3,371
2024/25 Y.T.D.	24,128	21,227



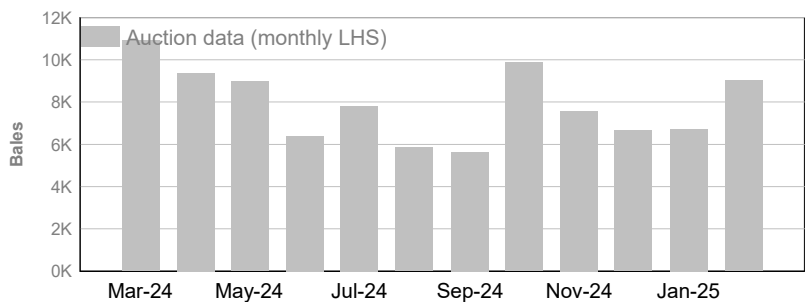
AA (Analgesic/Anaesthetic)

	Tested	Auction
February	49,347	56,212
2024/25 Y.T.D.	396,271	371,809



M (Mulesed)

	Tested	Auction
February	9,891	9,023
2024/25 Y.T.D.	69,243	59,115



ND (Not Declared)

	Tested	Auction
February	35,363	29,987
2024/25 Y.T.D.	237,185	199,296

