



# National Wool Declaration Test Data - Auction Data



Monday, 3 March, 2025

"**Auction**" statistics are supplied by AWEX and have been subject to the NWD-Integrity Program validation process (first-hand offered wool, P/D certificates only).

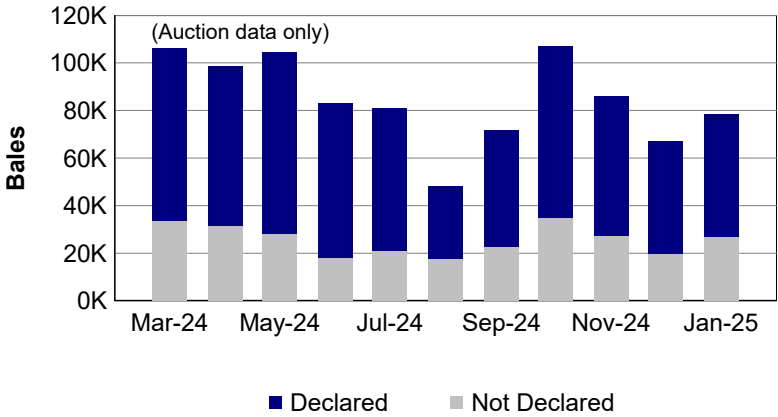
"**Tested**" statistics are supplied by AWTA, P/D certificate only.

Note that there may be a timing delay between when wool is tested (AWTA) & when wool is offered at auction (AWEX).

## 1. Current statistics by bales

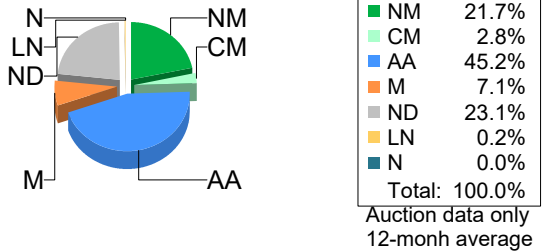
	Tested	Auction
January	114,577	105,137

	Tested	Auction
2024/25 Y.T.D.	826,251	708,186



## 2. Mulesing status by bales

		Tested		Auction	
2024/25 Y.T.D.	NM	197,079	23.9%	155,332	21.9%
	CM	21,074	2.6%	17,856	2.5%
	AA	346,924	42.0%	315,597	44.6%
	M	59,352	7.2%	50,092	7.1%
	ND	201,822	24.4%	169,309	23.9%
<b>Total</b>		<b>826,251</b>	<b>100%</b>	<b>708,186</b>	<b>100%</b>



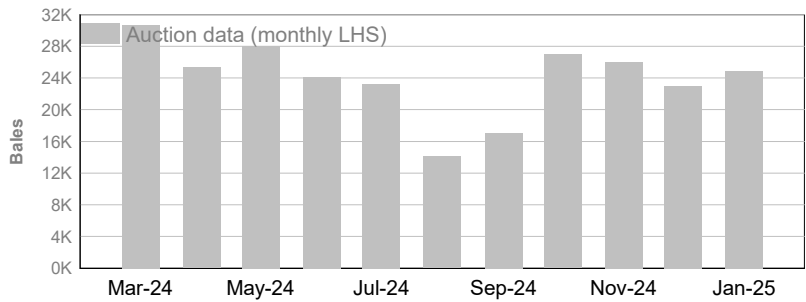
Australian Wool Exchange Limited

PO Box 651 North Ryde BC 2113 [www.awex.com.au](http://www.awex.com.au) t. (+61 2) 9428 6100  
Unit 12A, 2 Eden Park Drive Macquarie Park NSW 2113 abn. 35 061 495 565 f. (+61 2) 9428 6120

## 3. Mulesing status by month (bales)

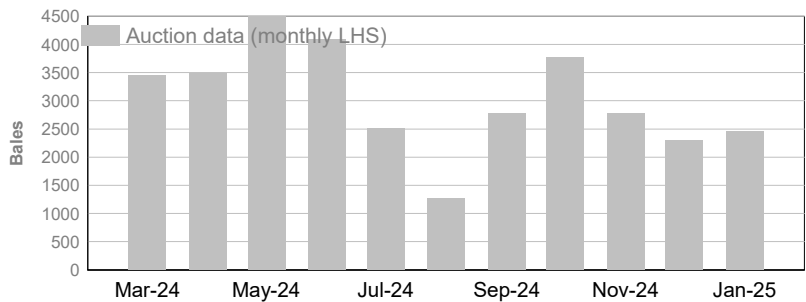
### NM (Non Mulesed)

	Tested	Auction
January	32,759	24,875
2024/25 Y.T.D.	197,079	155,332



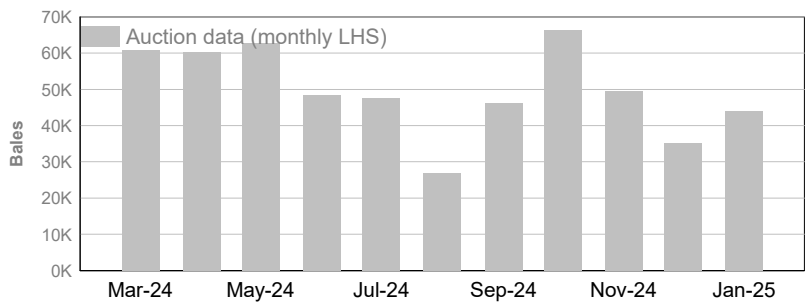
### CM (Ceased Mulesed)

	Tested	Auction
January	2,490	2,463
2024/25 Y.T.D.	21,074	17,856



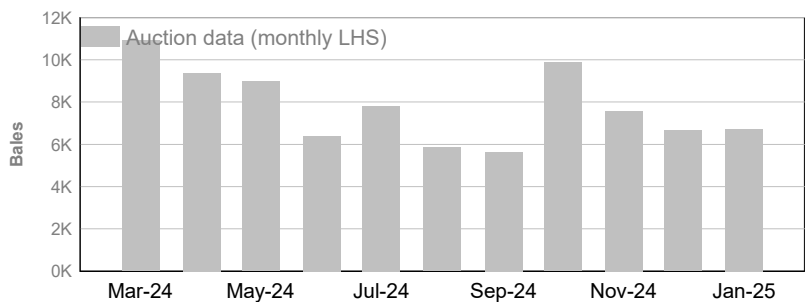
### AA (Analgesic/Anaesthetic)

	Tested	Auction
January	43,070	43,988
2024/25 Y.T.D.	346,924	315,597



### M (Mulesed)

	Tested	Auction
January	6,925	6,732
2024/25 Y.T.D.	59,352	50,092



### ND (Not Declared)

	Tested	Auction
January	29,164	26,756
2024/25 Y.T.D.	201,822	169,309

