

National Wool Declaration Test Data - Auction Data

Tuesday, 7 January, 2025

"**Auction**" statistics are supplied by AWEX and have been subject to the NWD-Integrity Program validation process (first-hand offered wool, P/D certificates only).

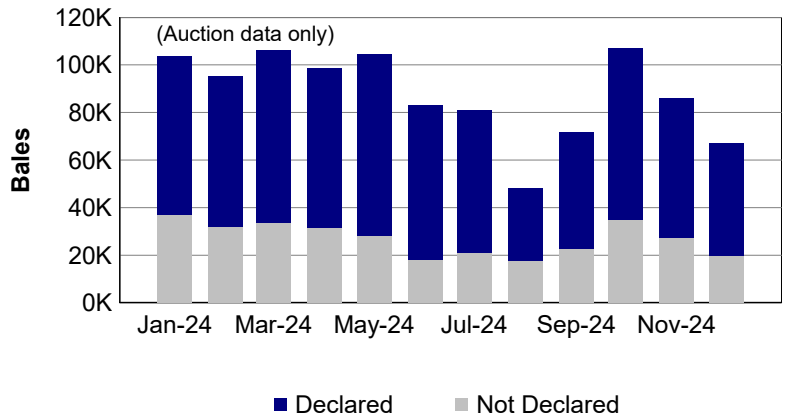
"**Tested**" statistics are supplied by AWTA, P/D certificate only.

Note that there may be a timing delay between when wool is tested (AWTA) & when wool is offered at auction (AWEX).

1. Current statistics by bales

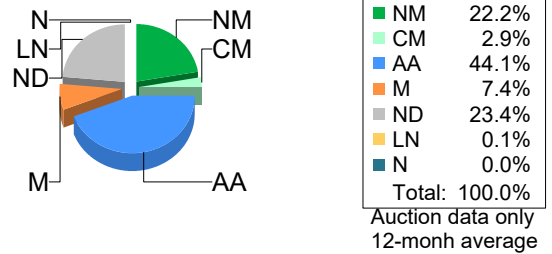
	Tested	Auction
December	81,436	87,081

	Tested	Auction
2024/25 Y.T.D.	711,843	603,372



2. Mulesing status by bales

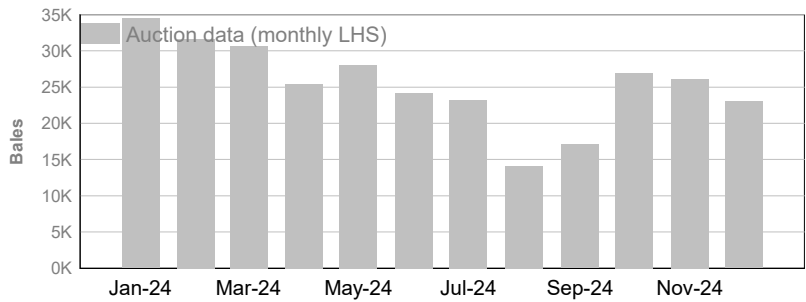
		Tested		Auction	
2024/25 Y.T.D.	NM	164,320	23.1%	130,457	21.6%
	CM	18,584	2.6%	15,393	2.6%
	AA	303,854	42.7%	271,609	45.0%
	M	52,427	7.4%	43,360	7.2%
	ND	172,658	24.3%	142,553	23.6%
Total		711,843	100%	603,372	100%



3. Mulesing status by month (bales)

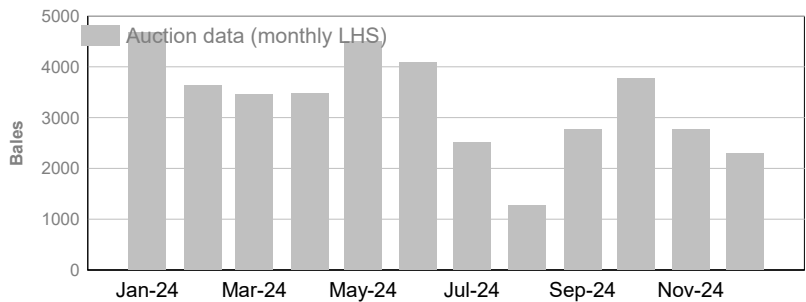
NM (Non Mulesed)

	Tested	Auction
December	25,714	23,004
2024/25 Y.T.D.	164,320	130,457



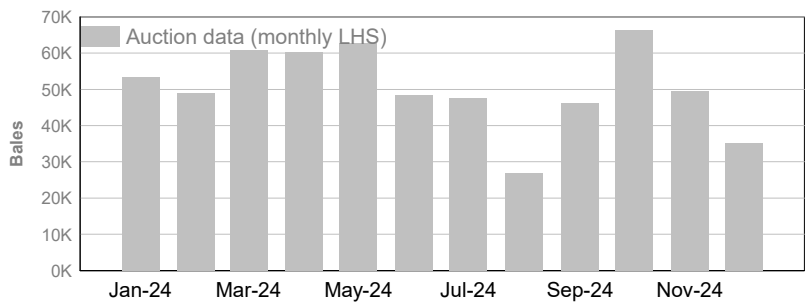
CM (Ceased Mulesed)

	Tested	Auction
December	2,219	2,294
2024/25 Y.T.D.	18,584	15,393



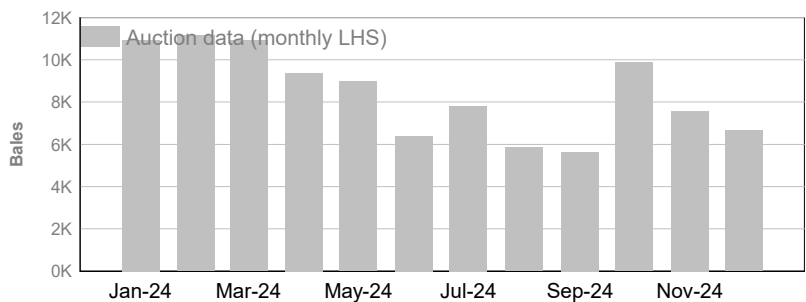
AA (Analgesic/Anaesthetic)

	Tested	Auction
December	28,964	35,219
2024/25 Y.T.D.	303,854	271,609



M (Mulesed)

	Tested	Auction
December	5,477	6,639
2024/25 Y.T.D.	52,427	43,360



ND (Not Declared)

	Tested	Auction
December	18,983	19,876
2024/25 Y.T.D.	172,658	142,553

