

Tuesday, 7 January, 2025

"**Auction**" statistics are supplied by AWEX and have been subject to the NWD-Integrity Program validation process (first-hand offered wool, P/D certificates only).

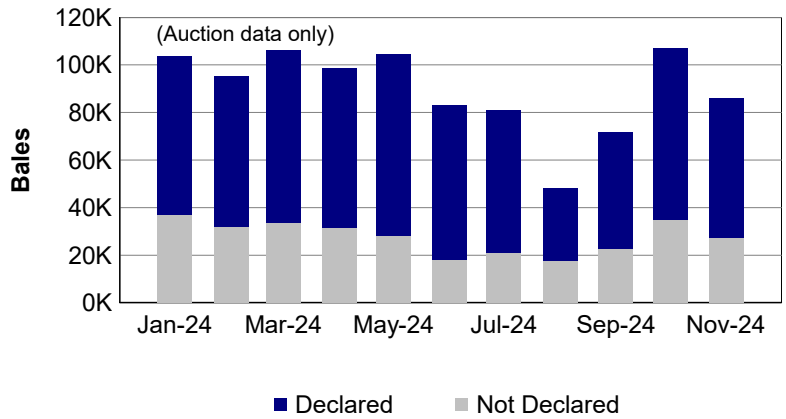
"**Tested**" statistics are supplied by AWTA, P/D certificate only.

Note that there may be a timing delay between when wool is tested (AWTA) & when wool is offered at auction (AWEX).

## 1. Current statistics by bales

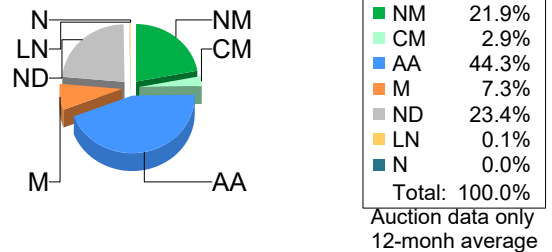
	Tested	Auction
November	146,403	113,341

	Tested	Auction
2024/25 Y.T.D.	630,486	516,340



## 2. Mulesing status by bales

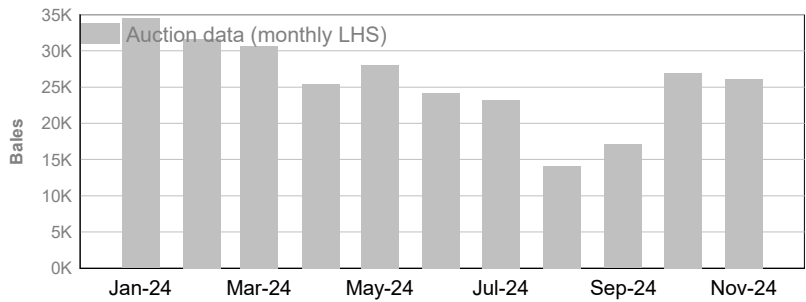
		Tested		Auction	
2024/25 Y.T.D.	NM	138,606	22.0%	107,453	20.8%
	CM	16,365	2.6%	13,099	2.5%
	AA	274,890	43.6%	236,390	45.8%
	M	46,950	7.4%	36,721	7.1%
	ND	153,675	24.4%	122,677	23.8%
<b>Total</b>		<b>630,486</b>	<b>100%</b>	<b>516,340</b>	<b>100%</b>



## 3. Mulesing status by month (bales)

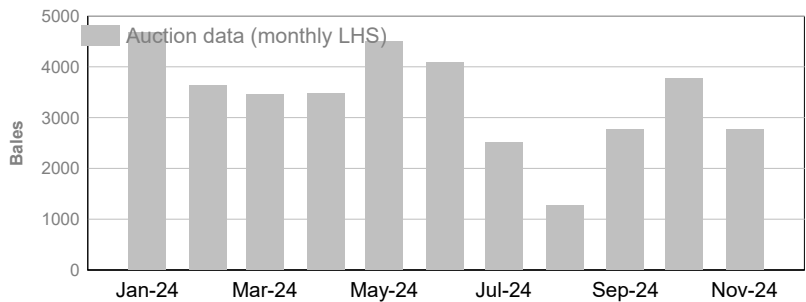
### NM (Non Mulesed)

	Tested	Auction
November	35,479	26,061
2024/25 Y.T.D.	138,606	107,453



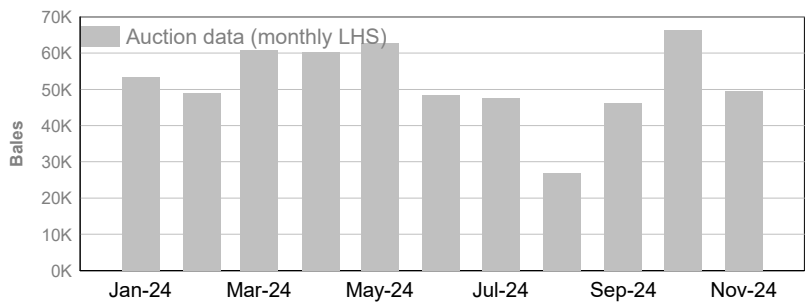
### CM (Ceased Mulesed)

	Tested	Auction
November	3,714	2,772
2024/25 Y.T.D.	16,365	13,099



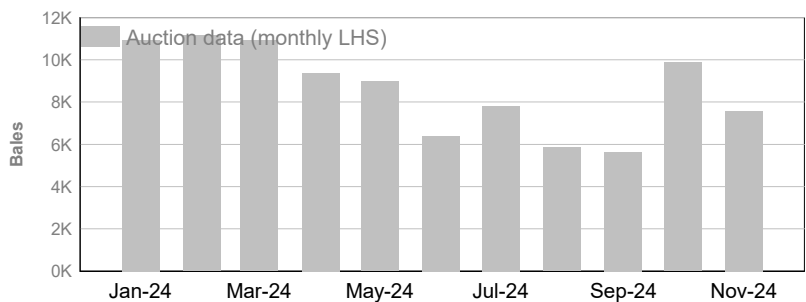
### AA (Analgesic/Anaesthetic)

	Tested	Auction
November	58,133	49,582
2024/25 Y.T.D.	274,890	236,390



### M (Mulesed)

	Tested	Auction
November	12,456	7,566
2024/25 Y.T.D.	46,950	36,721



### ND (Not Declared)

	Tested	Auction
November	36,548	27,290
2024/25 Y.T.D.	153,675	122,677

