

"**Auction**" statistics are supplied by AWEX and have been subject to the NWD-Integrity Program validation process (first-hand offered wool, P/D certificates only).

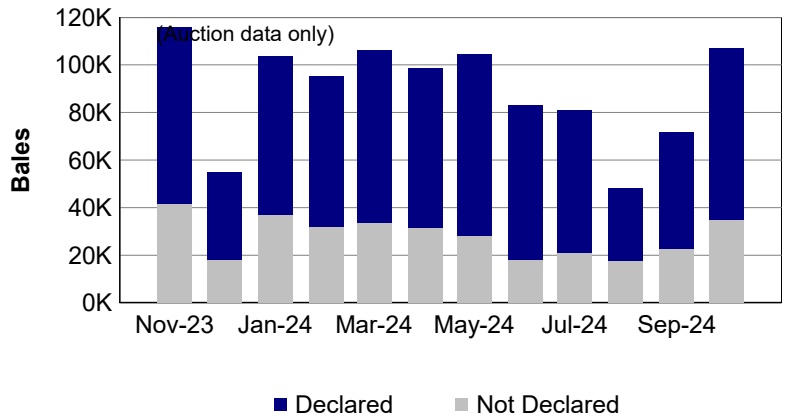
"**Tested**" statistics are supplied by AWTA, P/D certificate only.

Note that there may be a timing delay between when wool is tested (AWTA) & when wool is offered at auction (AWEX).

1. Current statistics by bales

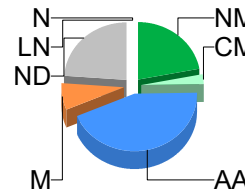
	Tested	Auction
October	158,472	142,160

	Tested	Auction
2024/25 Y.T.D.	484,156	403,069



2. Mulesing status by bales

		Tested		Auction	
2024/25 Y.T.D.	NM	103,127	21.3%	81,392	20.2%
	CM	12,651	2.6%	10,327	2.6%
	AA	216,757	44.8%	186,808	46.3%
	M	34,494	7.1%	29,155	7.2%
	ND	117,127	24.2%	95,387	23.7%
Total		484,156	100%	403,069	100%



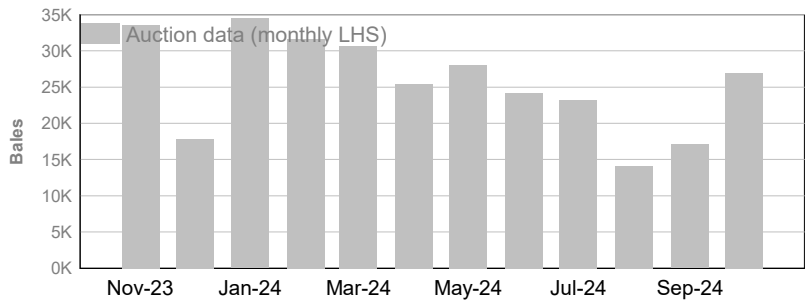
NM	21.8%
CM	3.0%
AA	43.7%
M	7.5%
ND	23.8%
LN	0.1%
N	0.0%
Total: 100.0%	

Auction data only
12-monh average

3. Mulesing status by month (bales)

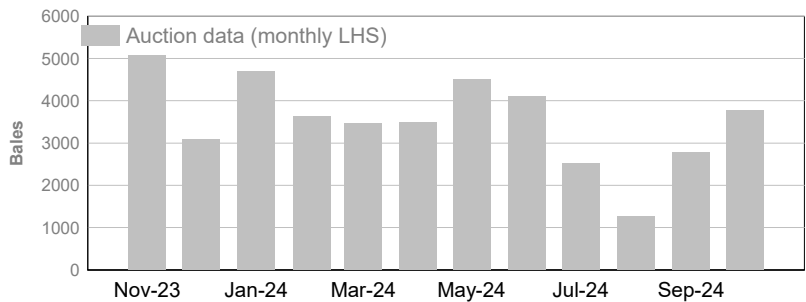
NM (Non Mulesed)

	Tested	Auction
October	33,730	26,968
2024/25 Y.T.D.	103,127	81,392



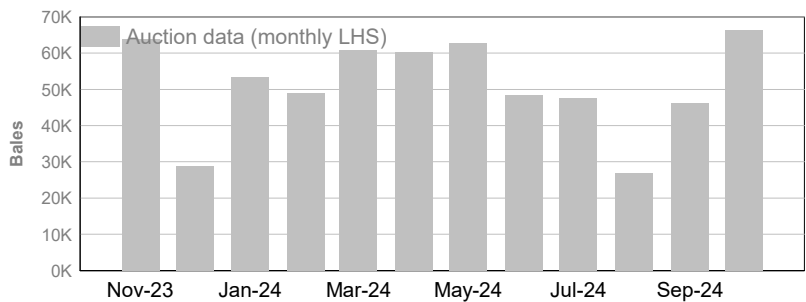
CM (Ceased Mulesed)

	Tested	Auction
October	4,333	3,774
2024/25 Y.T.D.	12,651	10,327



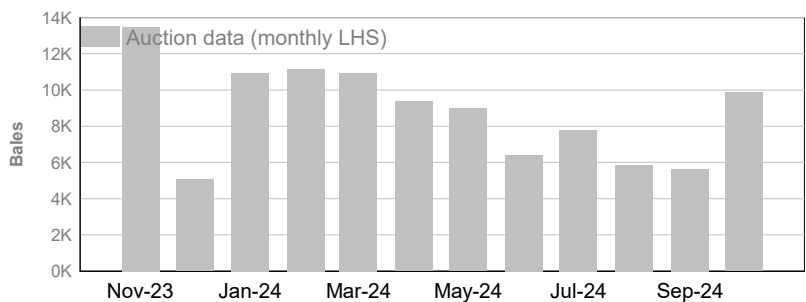
AA (Analgesic/Anaesthetic)

	Tested	Auction
October	69,291	66,459
2024/25 Y.T.D.	216,757	186,808



M (Mulesed)

	Tested	Auction
October	11,662	9,860
2024/25 Y.T.D.	34,494	29,155



ND (Not Declared)

	Tested	Auction
October	39,351	34,876
2024/25 Y.T.D.	117,127	95,387

