

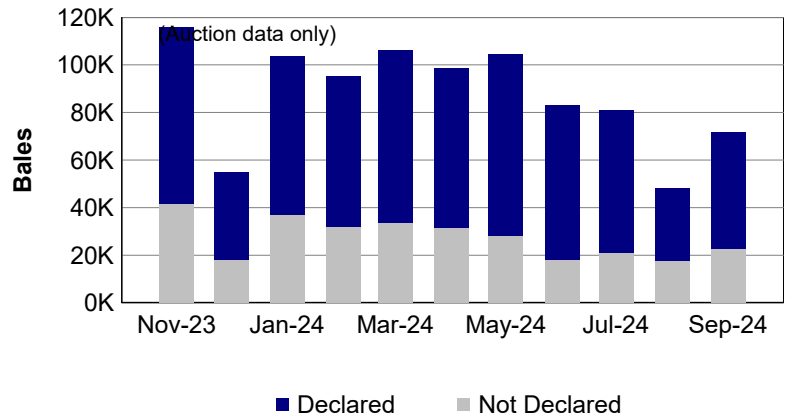
"**Auction**" statistics are supplied by AWEX and have been subject to the NWD-Integrity Program validation process (first-hand offered wool, P/D certificates only).

"**Tested**" statistics are supplied by AWTA, P/D certificate only.

Note that there may be a timing delay between when wool is tested (AWTA) & when wool is offered at auction (AWEX).

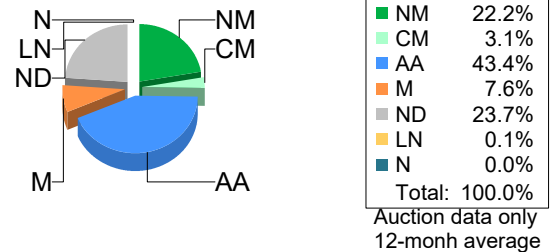
## 1. Current statistics by bales

	Tested	Auction
September	126,296	94,144
2024/25 Y.T.D.	325,789	261,132



## 2. Mulesing status by bales

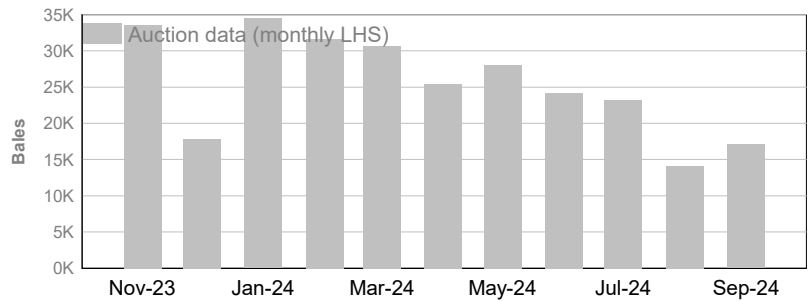
		Tested		Auction	
2024/25 Y.T.D.	NM	69,397	21.3%	54,424	20.8%
	CM	8,318	2.6%	6,553	2.5%
	AA	147,466	45.3%	120,349	46.1%
	M	22,832	7.0%	19,295	7.4%
	ND	77,776	23.9%	60,511	23.2%
<b>Total</b>		<b>325,789</b>	<b>100%</b>	<b>261,132</b>	<b>100%</b>



## 3. Mulesing status by month (bales)

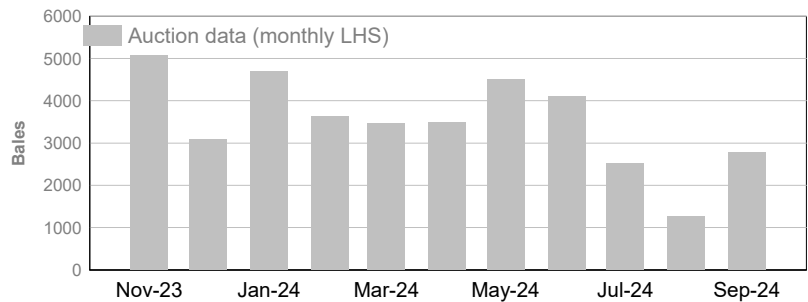
### NM (Non Mulesed)

	Tested	Auction
September	24,849	17,074
2024/25 Y.T.D.	69,397	54,424



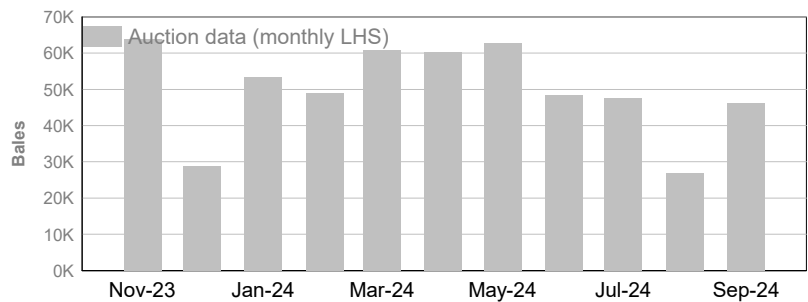
### CM (Ceased Mulesed)

	Tested	Auction
September	2,945	2,776
2024/25 Y.T.D.	8,318	6,553



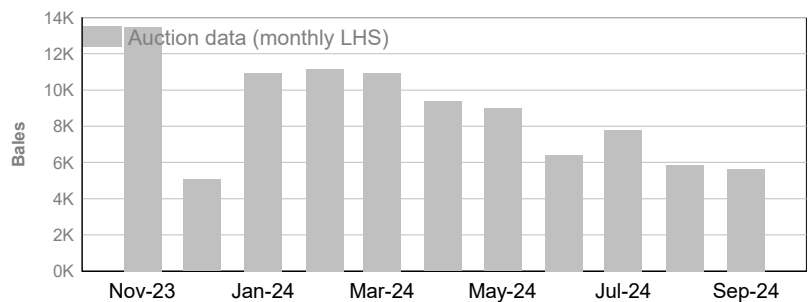
### AA (Analgesic/Anaesthetic)

	Tested	Auction
September	61,118	46,131
2024/25 Y.T.D.	147,466	120,349



### M (Mulesed)

	Tested	Auction
September	9,251	5,643
2024/25 Y.T.D.	22,832	19,295



### ND (Not Declared)

	Tested	Auction
September	28,116	22,456
2024/25 Y.T.D.	77,776	60,511

