



National Wool Declaration Test Data - Auction Data



Tuesday, 3 September, 2024

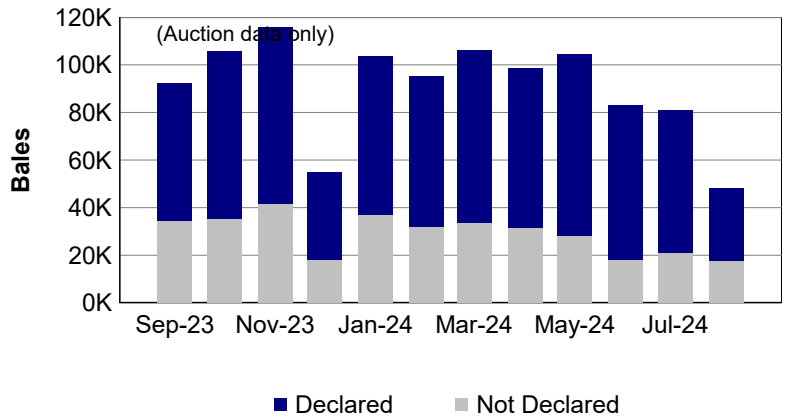
"**Auction**" statistics are supplied by AWEX and have been subject to the NWD-Integrity Program validation process (first-hand offered wool, P/D certificates only).

"**Tested**" statistics are supplied by AWTA, P/D certificate only.

Note that there may be a timing delay between when wool is tested (AWTA) & when wool is offered at auction (AWEX).

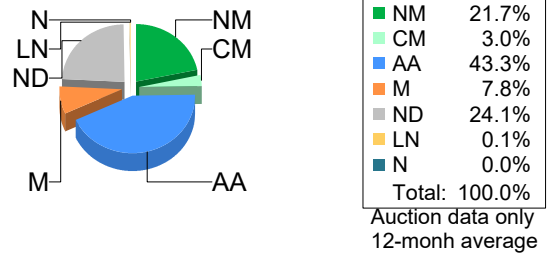
1. Current statistics by bales

August	Tested	Auction
	117,367	65,333
2024/25 Y.T.D.	Tested	Auction
	199,510	167,052



2. Mulesing status by bales

		Tested		Auction	
2024/25 Y.T.D.	NM	44,548	22.3%	37,350	22.4%
	CM	5,373	2.7%	3,777	2.3%
	AA	86,348	43.3%	74,218	44.4%
	M	13,581	6.8%	13,652	8.2%
	ND	49,660	24.9%	38,055	22.8%
Total		199,510	100%	167,052	100%



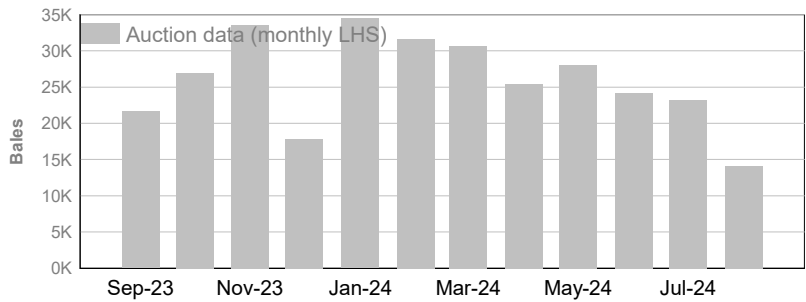
Australian Wool Exchange Limited

PO Box 651 North Ryde BC 2113 www.awex.com.au t. (+61 2) 9428 6100
Unit 12A, 2 Eden Park Drive Macquarie Park NSW 2113 abn. 35 061 495 565 f. (+61 2) 9428 6120

3. Mulesing status by month (bales)

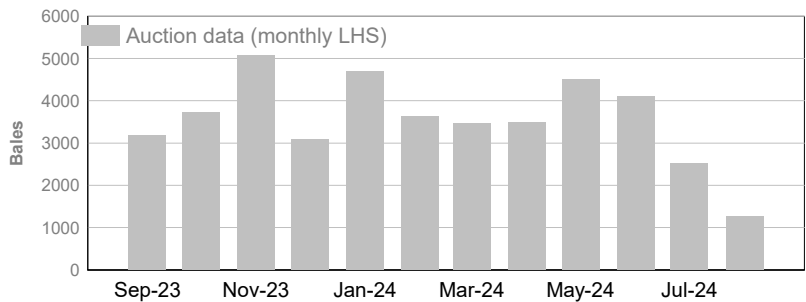
NM (Non Mulesed)

	Tested	Auction
August	24,469	14,094
2024/25 Y.T.D.	44,548	37,350



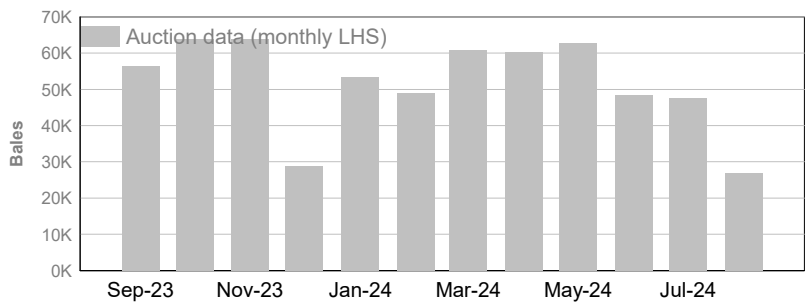
CM (Ceased Mulesed)

	Tested	Auction
August	3,120	1,264
2024/25 Y.T.D.	5,373	3,777



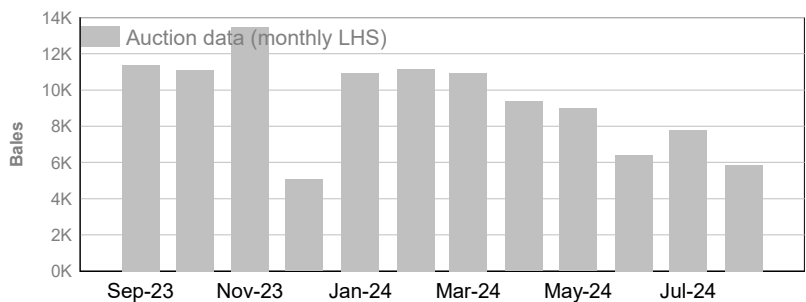
AA (Analgesic/Anaesthetic)

	Tested	Auction
August	53,928	26,771
2024/25 Y.T.D.	86,348	74,218



M (Mulesed)

	Tested	Auction
August	8,471	5,842
2024/25 Y.T.D.	13,581	13,652



ND (Not Declared)

	Tested	Auction
August	27,328	17,344
2024/25 Y.T.D.	49,660	38,055

