

Tuesday, 3 September, 2024

"**Auction**" statistics are supplied by AWEX and have been subject to the NWD-Integrity Program validation process (first-hand offered wool, P/D certificates only).

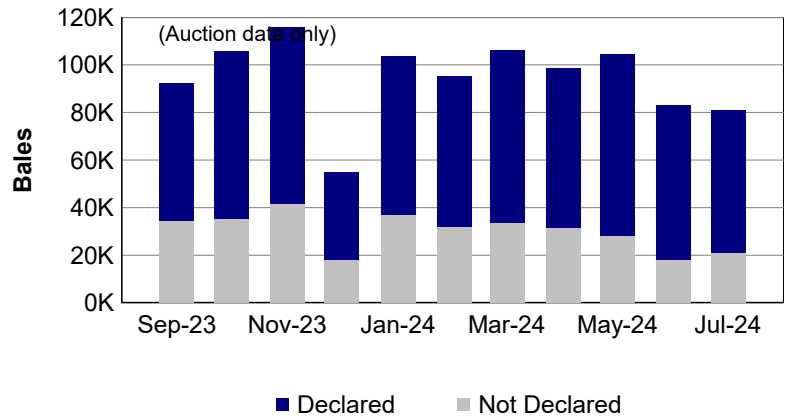
"**Tested**" statistics are supplied by AWTA, P/D certificate only.

Note that there may be a timing delay between when wool is tested (AWTA) & when wool is offered at auction (AWEX).

1. Current statistics by bales

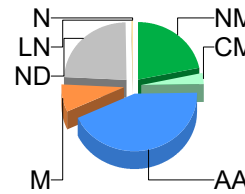
	Tested	Auction
July	82,302	101,962

	Tested	Auction
2024/25 Y.T.D.	82,194	101,737



2. Mulesing status by bales

		Tested		Auction	
2024/25 Y.T.D.	NM	20,079	24.4%	23,256	22.9%
	CM	2,253	2.7%	2,513	2.5%
	AA	32,420	39.4%	47,447	46.6%
	M	5,110	6.2%	7,810	7.7%
	ND	22,332	27.2%	20,711	20.4%
Total		82,194	100%	101,737	100%



NM	21.7%
CM	3.0%
AA	43.4%
M	7.8%
ND	24.0%
LN	0.2%
N	0.0%
Total: 100.0%	

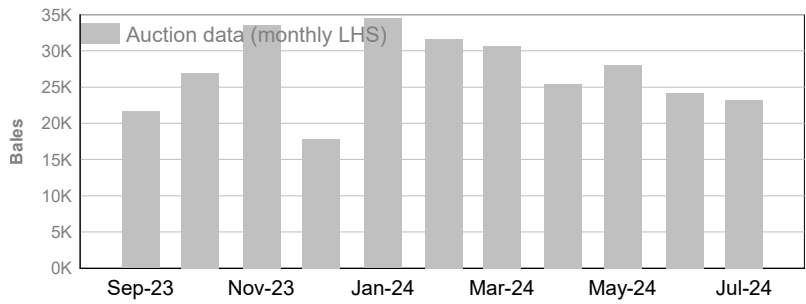
Auction data only
12-monh average

3. Mulesing status by month (bales)

NM (Non Mulesed)

	Tested	Auction
July	20,079	23,256

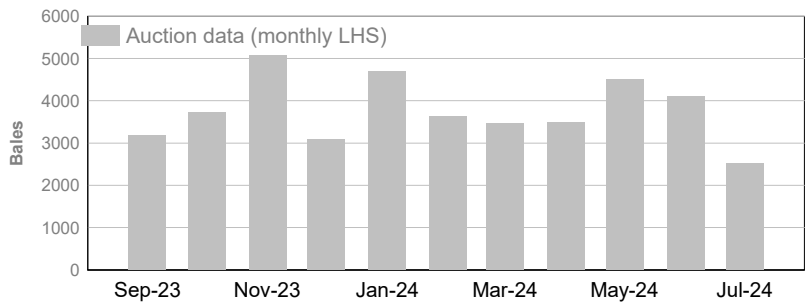
	Tested	Auction
2024/25 Y.T.D.	20,079	23,256



CM (Ceased Mulesed)

	Tested	Auction
July	2,253	2,513

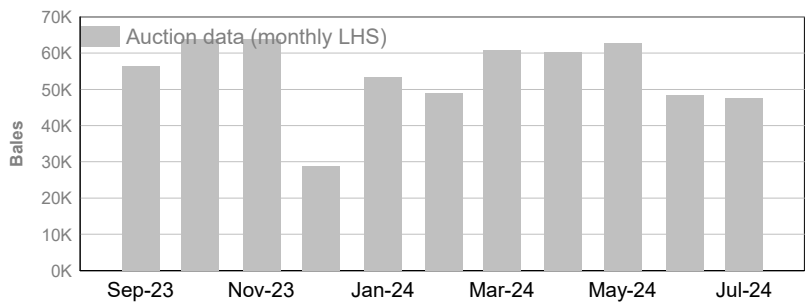
	Tested	Auction
2024/25 Y.T.D.	2,253	2,513



AA (Analgesic/Anaesthetic)

	Tested	Auction
July	32,420	47,447

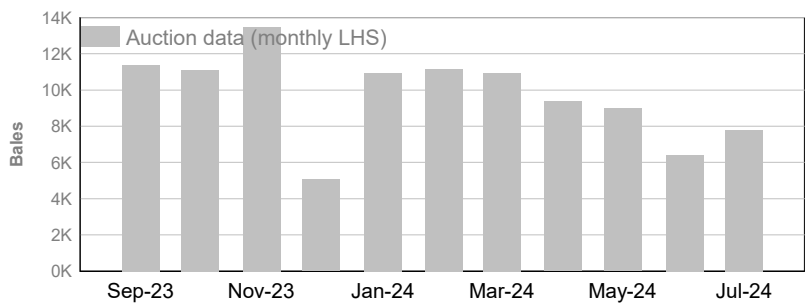
	Tested	Auction
2024/25 Y.T.D.	32,420	47,447



M (Mulesed)

	Tested	Auction
July	5,110	7,810

	Tested	Auction
2024/25 Y.T.D.	5,110	7,810



ND (Not Declared)

	Tested	Auction
July	22,332	20,711

	Tested	Auction
2024/25 Y.T.D.	22,332	20,711

