

"**Auction**" statistics are supplied by AWEX and have been subject to the NWD-Integrity Program validation process (first-hand offered wool, P/D certificates only).

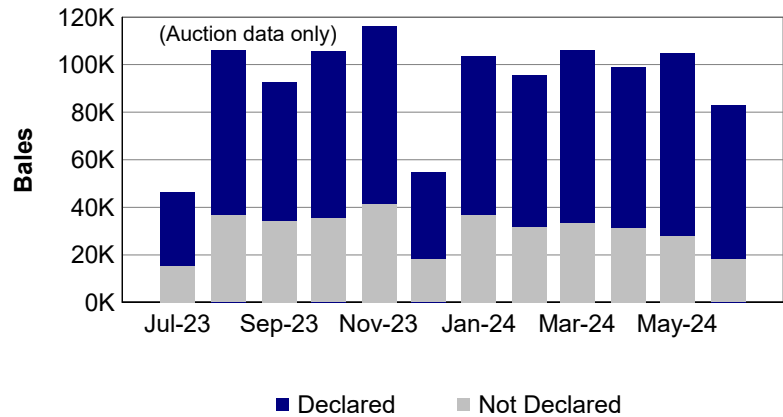
"**Tested**" statistics are supplied by AWTA, P/D certificate only.

Note that there may be a timing delay between when wool is tested (AWTA) & when wool is offered at auction (AWEX).

## 1. Current statistics by bales

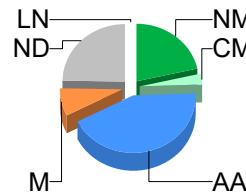
	Tested	Auction
June	90,086	101,208

	Tested	Auction
2023/24 Y.T.D.	1,512,571	1,472,018



## 2. Mulesing status by bales

		Tested		Auction	
2023/24 Y.T.D.	NM	359,035	23.7%	316,633	21.5%
	CM	46,799	3.1%	44,051	3.0%
	AA	619,050	40.9%	634,117	43.1%
	M	112,991	7.5%	116,679	7.9%
	ND	374,696	24.8%	360,538	24.5%
<b>Total</b>		<b>1,512,571</b>	<b>100%</b>	<b>1,472,018</b>	<b>100%</b>



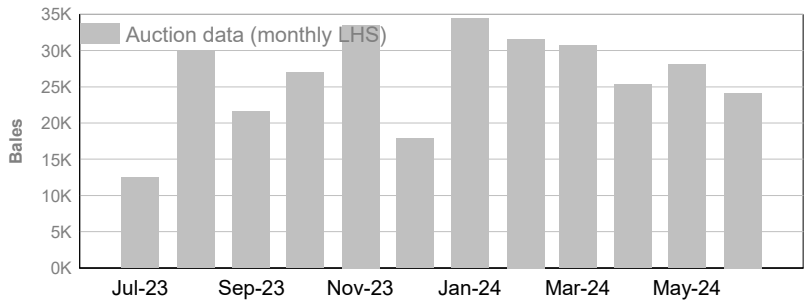
NM	21.5%
CM	3.0%
AA	43.0%
M	7.9%
ND	24.5%
LN	0.1%
Total: 100.0%	

Auction data only  
12-monh average

## 3. Mulesing status by month (bales)

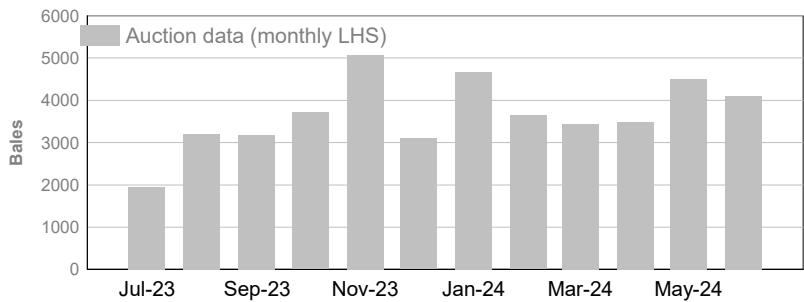
### NM (Non Mulesed)

	Tested	Auction
June	23,587	24,134
2023/24 Y.T.D.	359,035	316,633



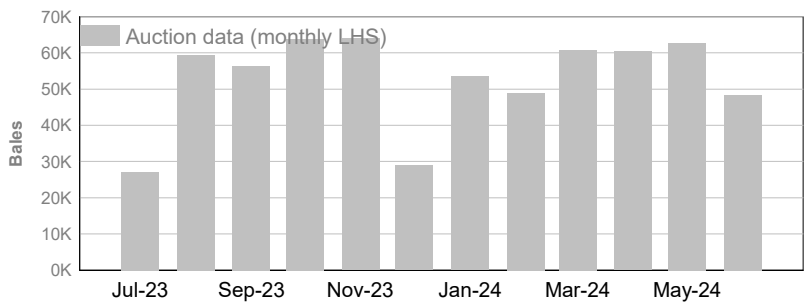
### CM (Ceased Mulesed)

	Tested	Auction
June	3,590	4,097
2023/24 Y.T.D.	46,799	44,051



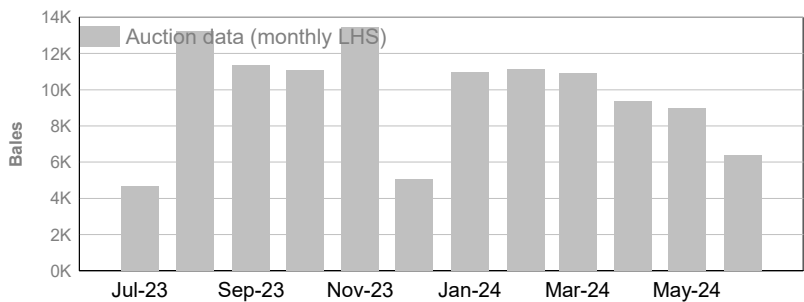
### AA (Analgesic/Anaesthetic)

	Tested	Auction
June	38,409	48,382
2023/24 Y.T.D.	619,050	634,117



### M (Mulesed)

	Tested	Auction
June	6,435	6,407
2023/24 Y.T.D.	112,991	116,679



### ND (Not Declared)

	Tested	Auction
June	17,987	18,076
2023/24 Y.T.D.	374,696	360,538

