

"**Auction**" statistics are supplied by AWEX and have been subject to the NWD-Integrity Program validation process (first-hand offered wool, P/D certificates only).

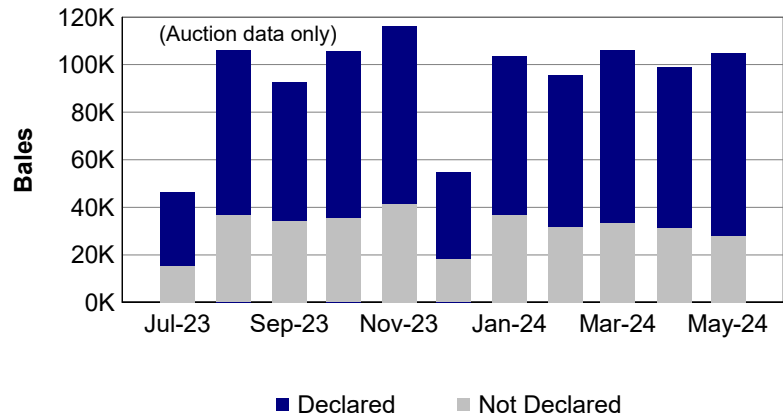
"**Tested**" statistics are supplied by AWTA, P/D certificate only.

Note that there may be a timing delay between when wool is tested (AWTA) & when wool is offered at auction (AWEX).

1. Current statistics by bales

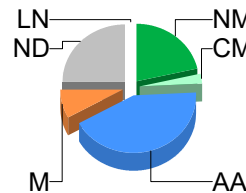
	Tested	Auction
May	143,040	132,549

	Tested	Auction
2023/24 Y.T.D.	1,422,563	1,370,922



2. Mulesing status by bales

		Tested		Auction	
2023/24 Y.T.D.	NM	335,448	23.6%	292,499	21.3%
	CM	43,209	3.0%	39,954	2.9%
	AA	580,641	40.8%	585,735	42.7%
	M	106,556	7.5%	110,272	8.0%
	ND	356,709	25.1%	342,462	25.0%
Total		1,422,563	100%	1,370,922	100%



NM	21.3%
CM	2.9%
AA	42.7%
M	8.0%
ND	24.9%
LN	0.1%
Total: 100.0%	

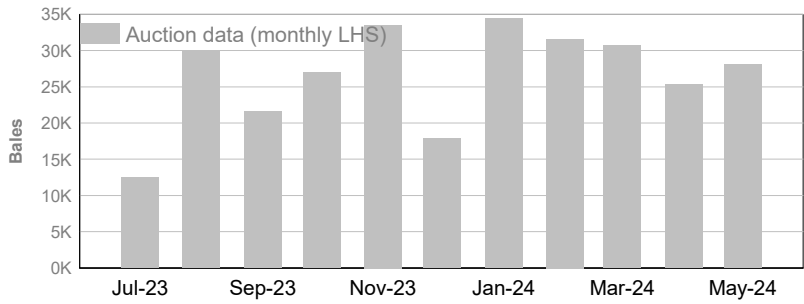
Auction data only
12-monh average

3. Mulesing status by month (bales)

NM (Non Mulesed)

	Tested	Auction
May	33,049	28,023

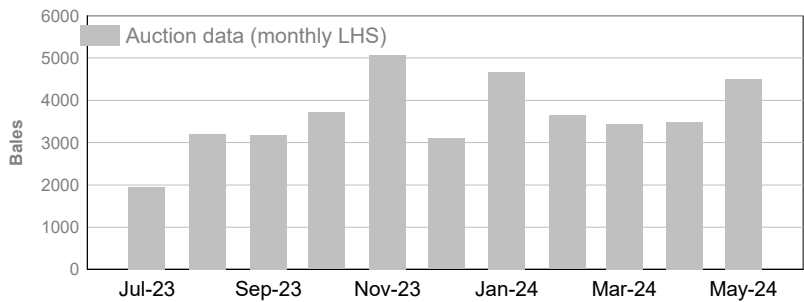
	Tested	Auction
2023/24 Y.T.D.	335,448	292,499



CM (Ceased Mulesed)

	Tested	Auction
May	4,270	4,496

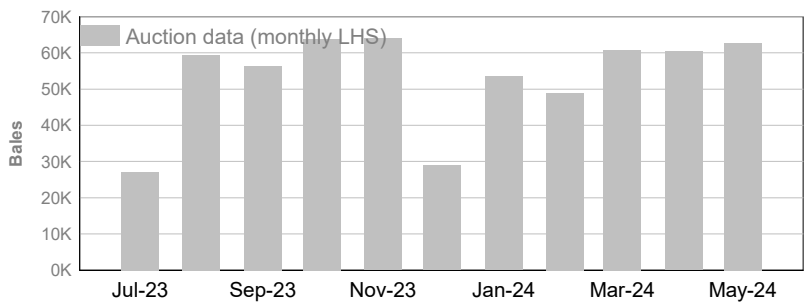
	Tested	Auction
2023/24 Y.T.D.	43,209	39,954



AA (Analgesic/Anaesthetic)

	Tested	Auction
May	64,200	62,710

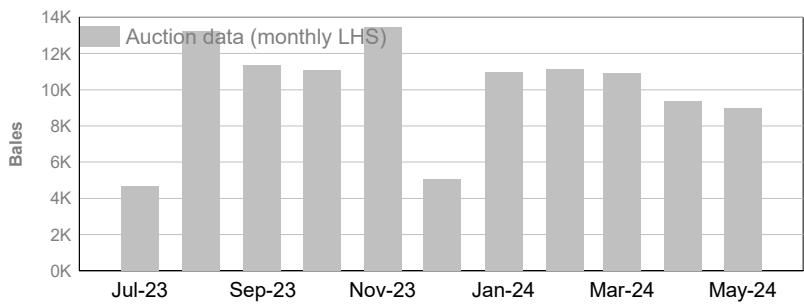
	Tested	Auction
2023/24 Y.T.D.	580,641	585,735



M (Mulesed)

	Tested	Auction
May	9,026	8,972

	Tested	Auction
2023/24 Y.T.D.	106,556	110,272



ND (Not Declared)

	Tested	Auction
May	32,323	27,940

	Tested	Auction
2023/24 Y.T.D.	356,709	342,462

