

"**Auction**" statistics are supplied by AWEX and have been subject to the NWD-Integrity Program validation process (first-hand offered wool, P/D certificates only).

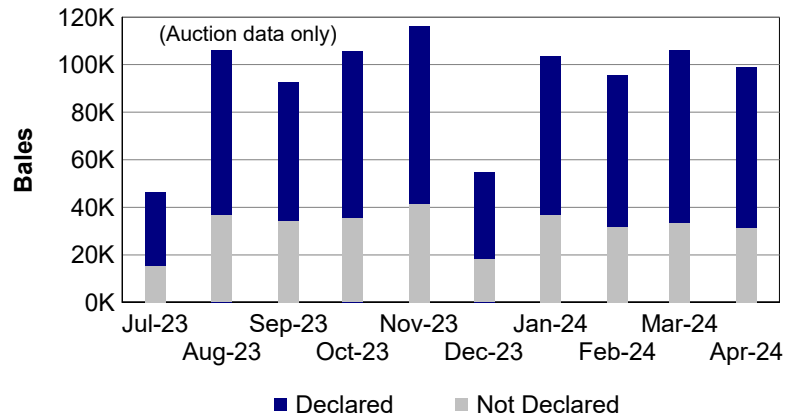
"**Tested**" statistics are supplied by AWTA, P/D certificate only.

Note that there may be a timing delay between when wool is tested (AWTA) & when wool is offered at auction (AWEX).

1. Current statistics by bales

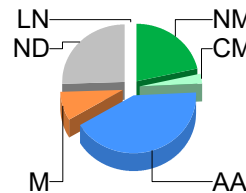
	Tested	Auction
April	116,275	130,049

	Tested	Auction
2023/24 Y.T.D.	1,279,695	1,238,781



2. Mulesing status by bales

		Tested		Auction	
2023/24 Y.T.D.	NM	302,399	23.6%	264,476	21.3%
	CM	38,939	3.0%	35,458	2.9%
	AA	516,441	40.4%	523,025	42.2%
	M	97,530	7.6%	101,300	8.2%
	ND	324,386	25.3%	314,522	25.4%
Total		1,279,695	100%	1,238,781	100%



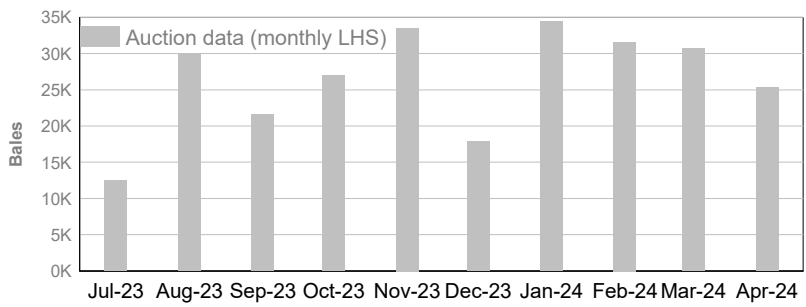
NM	21.3%
CM	2.9%
AA	42.2%
M	8.2%
ND	25.4%
LN	0.1%
Total: 100.0%	

Auction data only
12-monh average

3. Mulesing status by month (bales)

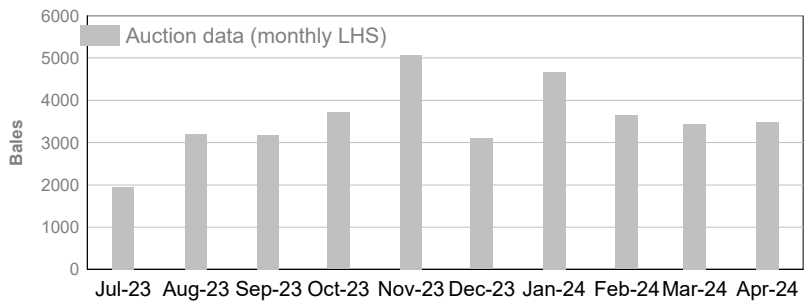
NM (Non Mulesed)

	Tested	Auction
April	27,939	25,352
2023/24 Y.T.D.	302,399	264,476



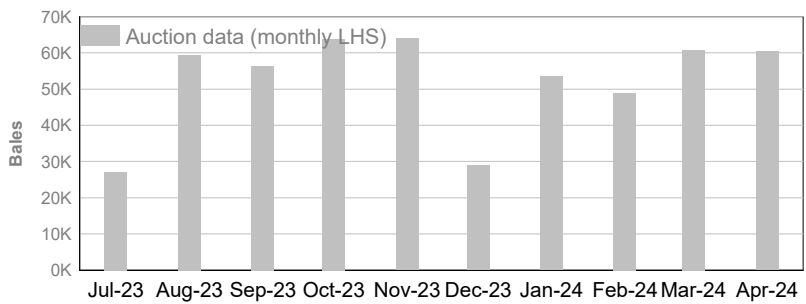
CM (Ceased Mulesed)

	Tested	Auction
April	3,465	3,482
2023/24 Y.T.D.	38,939	35,458



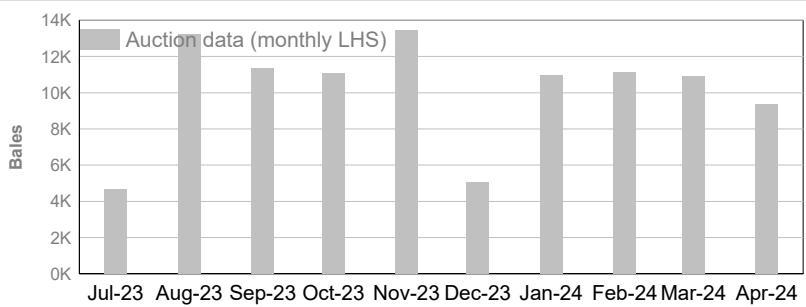
AA (Analgesic/Anaesthetic)

	Tested	Auction
April	54,489	60,395
2023/24 Y.T.D.	516,441	523,025



M (Mulesed)

	Tested	Auction
April	7,082	9,381
2023/24 Y.T.D.	97,530	101,300



ND (Not Declared)

	Tested	Auction
April	22,647	31,226
2023/24 Y.T.D.	324,386	314,522

