

"**Auction**" statistics are supplied by AWEX and have been subject to the NWD-Integrity Program validation process (first-hand offered wool, P/D certificates only).

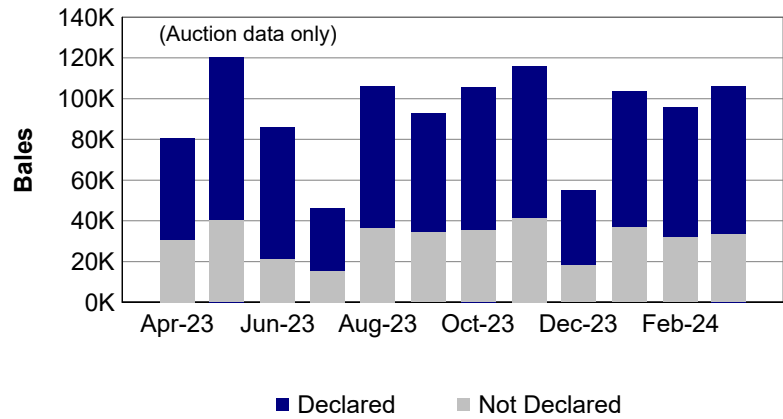
"**Tested**" statistics are supplied by AWTA, P/D certificate only.

Note that there may be a timing delay between when wool is tested (AWTA) & when wool is offered at auction (AWEX).

1. Current statistics by bales

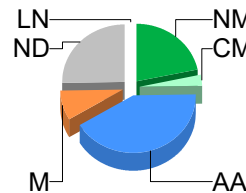
	Tested	Auction
March	149,495	139,564

	Tested	Auction
2023/24 Y.T.D.	1,164,073	1,108,945



2. Mulesing status by bales

		Tested		Auction	
2023/24 Y.T.D.	NM	274,460	23.6%	239,124	21.6%
	CM	35,474	3.0%	31,976	2.9%
	AA	461,952	39.7%	462,630	41.7%
	M	90,448	7.8%	91,919	8.3%
	ND	301,739	25.9%	283,296	25.5%
Total		1,164,073	100%	1,108,945	100%



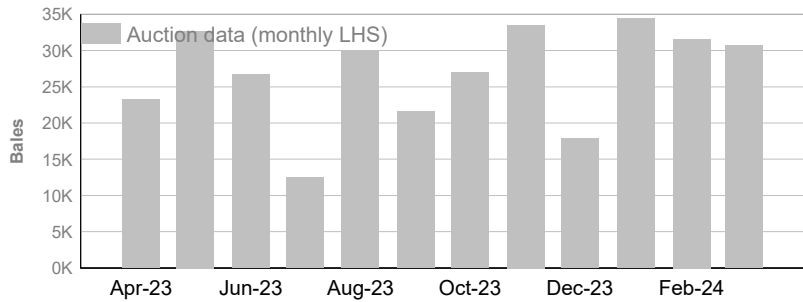
NM	21.6%
CM	3.2%
AA	41.7%
M	8.2%
ND	25.2%
LN	0.1%
Total: 100.0%	

Auction data only
12-monh average

3. Mulesing status by month (bales)

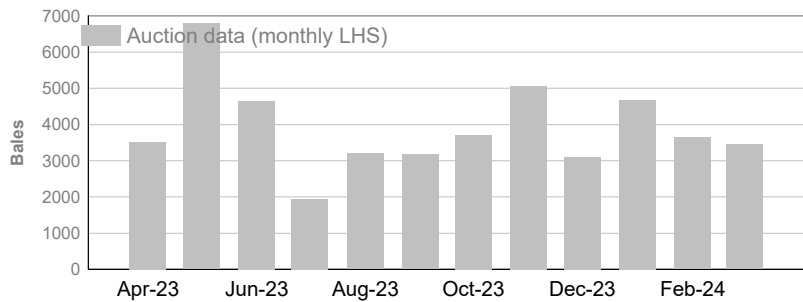
NM (Non Mulesed)

	Tested	Auction
March	35,448	30,697
2023/24 Y.T.D.	274,460	239,124



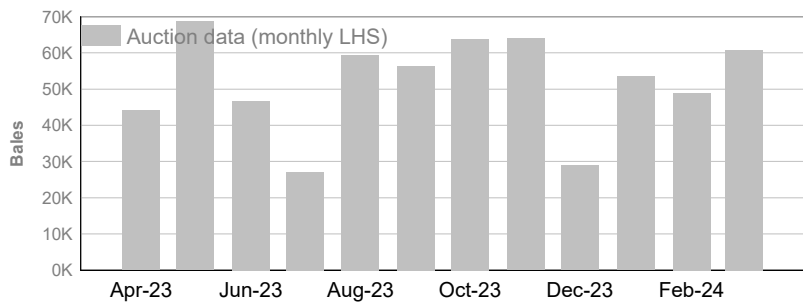
CM (Ceased Mulesed)

	Tested	Auction
March	3,712	3,447
2023/24 Y.T.D.	35,474	31,976



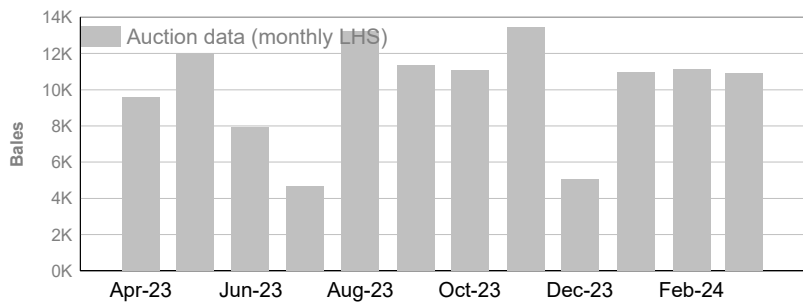
AA (Analgesic/Anaesthetic)

	Tested	Auction
March	60,581	60,788
2023/24 Y.T.D.	461,952	462,630



M (Mulesed)

	Tested	Auction
March	11,443	10,918
2023/24 Y.T.D.	90,448	91,919



ND (Not Declared)

	Tested	Auction
March	37,793	33,337
2023/24 Y.T.D.	301,739	283,296

