

"**Auction**" statistics are supplied by AWEX and have been subject to the NWD-Integrity Program validation process (first-hand offered wool, P/D certificates only).

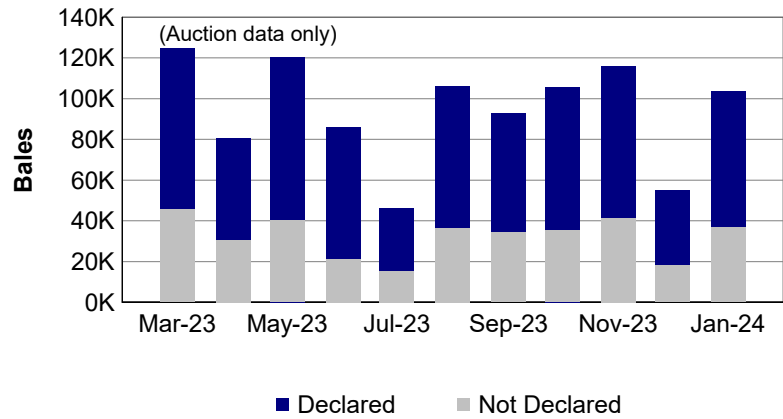
"**Tested**" statistics are supplied by AWTA, P/D certificate only.

Note that there may be a timing delay between when wool is tested (AWTA) & when wool is offered at auction (AWEX).

1. Current statistics by bales

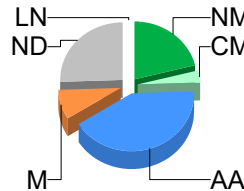
	Tested	Auction
January	128,355	140,399

	Tested	Auction
2023/24 Y.T.D.	902,911	842,589



2. Mulesing status by bales

		Tested		Auction	
2023/24 Y.T.D.	NM	205,140	22.7%	176,858	21.0%
	CM	29,121	3.2%	24,886	3.0%
	AA	359,397	39.8%	352,846	41.9%
	M	72,316	8.0%	69,854	8.3%
	ND	236,937	26.2%	218,145	25.9%
Total		902,911	100%	842,589	100%



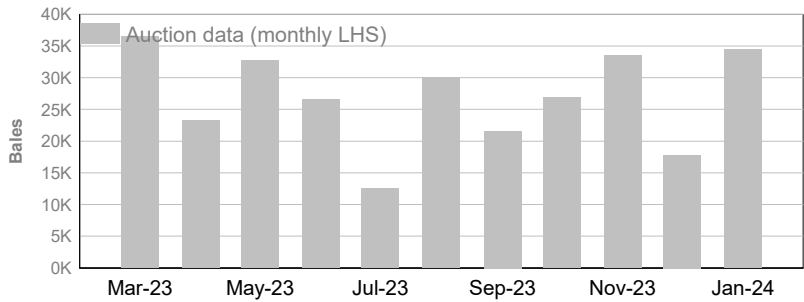
NM	21.2%
CM	3.2%
AA	41.7%
M	8.2%
ND	25.6%
LN	0.1%
Total: 100.0%	

Auction data only
12-monh average

3. Mulesing status by month (bales)

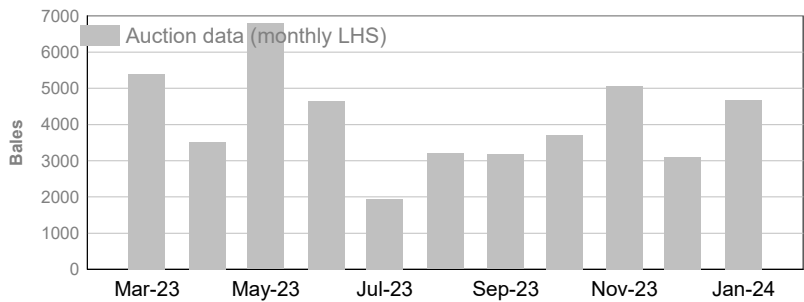
NM (Non Mulesed)

	Tested	Auction
January	35,114	34,456
2023/24 Y.T.D.	205,140	176,858



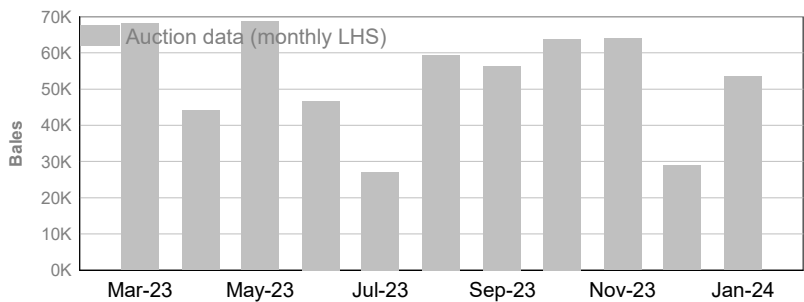
CM (Ceased Mulesed)

	Tested	Auction
January	3,810	4,679
2023/24 Y.T.D.	29,121	24,886



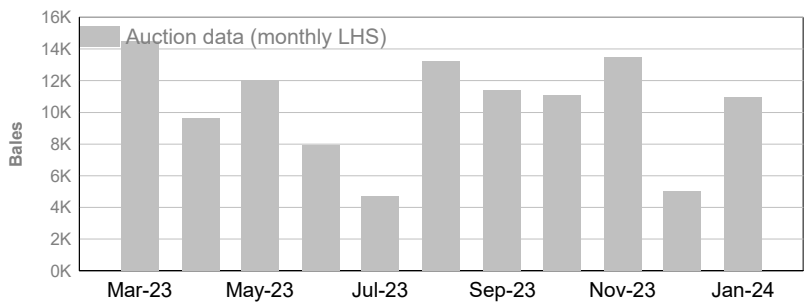
AA (Analgesic/Anaesthetic)

	Tested	Auction
January	42,632	53,526
2023/24 Y.T.D.	359,397	352,846



M (Mulesed)

	Tested	Auction
January	11,065	10,941
2023/24 Y.T.D.	72,316	69,854



ND (Not Declared)

	Tested	Auction
January	35,680	36,790
2023/24 Y.T.D.	236,937	218,145

