

Thursday, 7 December, 2023

"**Auction**" statistics are supplied by AWEX and have been subject to the NWD-Integrity Program validation process (first-hand offered wool, P/D certificates only).

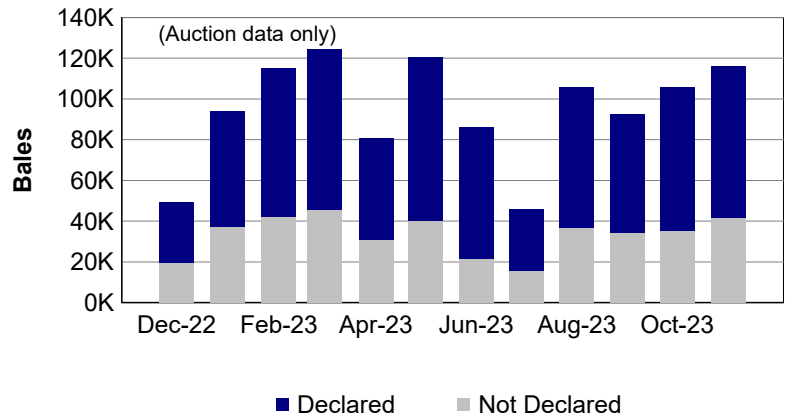
"**Tested**" statistics are supplied by AWTA, P/D certificate only.

Note that there may be a timing delay between when wool is tested (AWTA) & when wool is offered at auction (AWEX).

1. Current statistics by bales

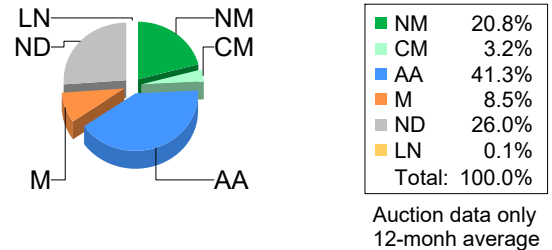
	Tested	Auction
November	170,578	157,516

	Tested	Auction
2023/24 Y.T.D.	662,526	629,233



2. Mulesing status by bales

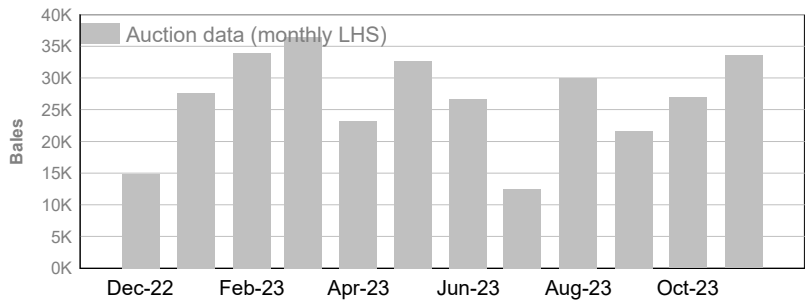
		Tested		Auction	
2023/24 Y.T.D.	NM	140,884	21.3%	124,585	19.8%
	CM	20,981	3.2%	17,109	2.7%
	AA	276,306	41.7%	270,465	43.0%
	M	54,127	8.2%	53,862	8.6%
	ND	170,228	25.7%	163,212	25.9%
Total		662,526	100%	629,233	100%



3. Mulesing status by month (bales)

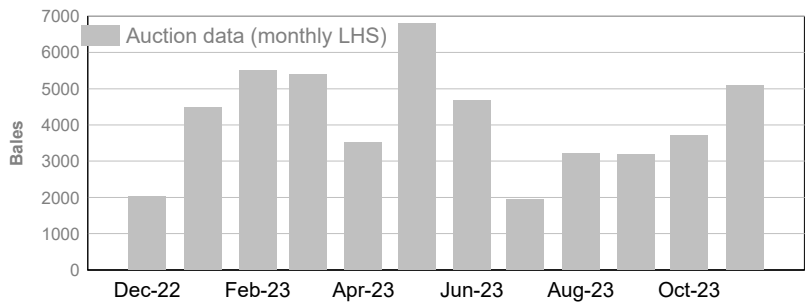
NM (Non Mulesed)

	Tested	Auction
November	38,627	33,534
2023/24 Y.T.D.	140,884	124,585



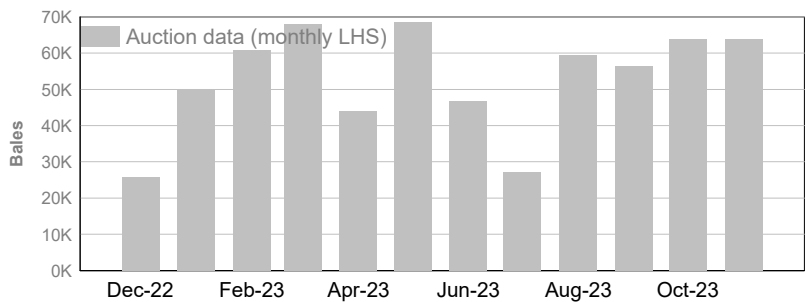
CM (Ceased Mulesed)

	Tested	Auction
November	6,702	5,075
2023/24 Y.T.D.	20,981	17,109



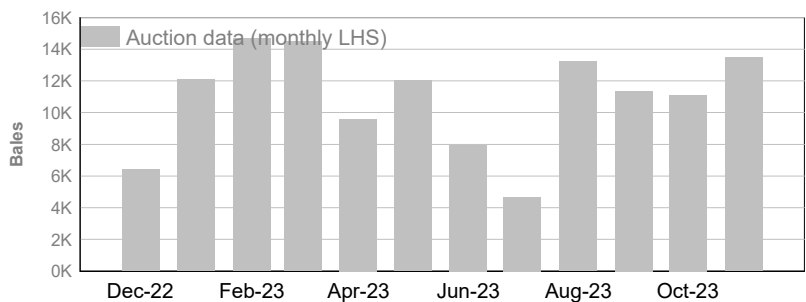
AA (Analgesic/Anaesthetic)

	Tested	Auction
November	65,805	63,946
2023/24 Y.T.D.	276,306	270,465



M (Mulesed)

	Tested	Auction
November	14,737	13,477
2023/24 Y.T.D.	54,127	53,862



ND (Not Declared)

	Tested	Auction
November	44,637	41,416
2023/24 Y.T.D.	170,228	163,212

