

"**Auction**" statistics are supplied by AWEX and have been subject to the NWD-Integrity Program validation process (first-hand offered wool, P/D certificates only).

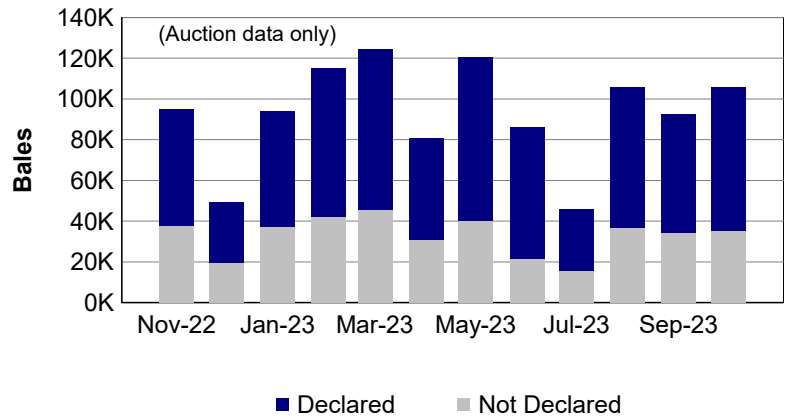
"**Tested**" statistics are supplied by AWTA, P/D certificate only.

Note that there may be a timing delay between when wool is tested (AWTA) & when wool is offered at auction (AWEX).

1. Current statistics by bales

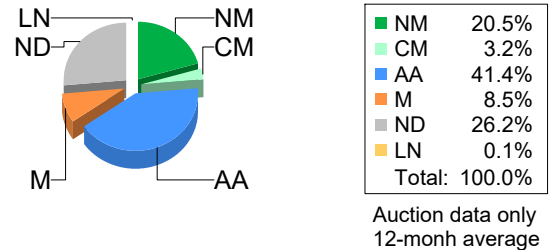
	Tested	Auction
October	168,879	141,145

	Tested	Auction
2023/24 Y.T.D.	492,018	471,785



2. Mulesing status by bales

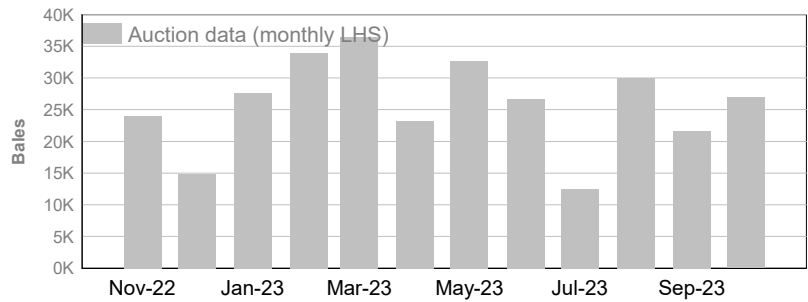
		Tested		Auction	
2023/24 Y.T.D.	NM	102,257	20.8%	91,051	19.3%
	CM	14,279	2.9%	12,034	2.6%
	AA	210,501	42.8%	206,519	43.8%
	M	39,390	8.0%	40,385	8.6%
	ND	125,591	25.5%	121,796	25.8%
Total		492,018	100%	471,785	100%



3. Mulesing status by month (bales)

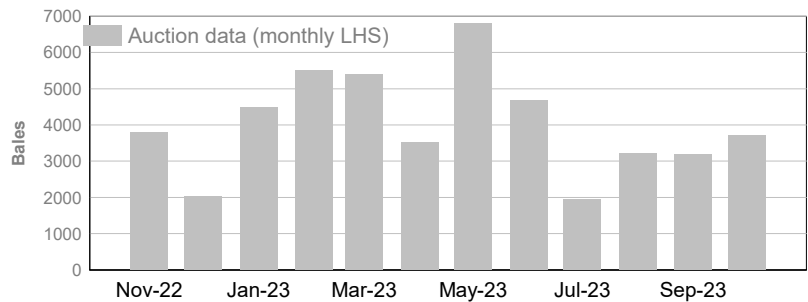
NM (Non Mulesed)

	Tested	Auction
October	32,811	26,938
2023/24 Y.T.D.	102,257	91,051



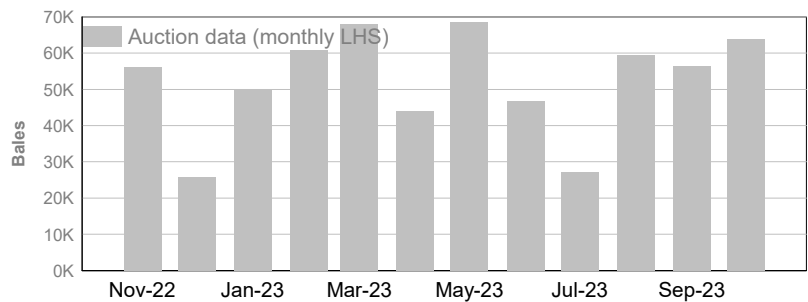
CM (Ceased Mulesed)

	Tested	Auction
October	5,425	3,712
2023/24 Y.T.D.	14,279	12,034



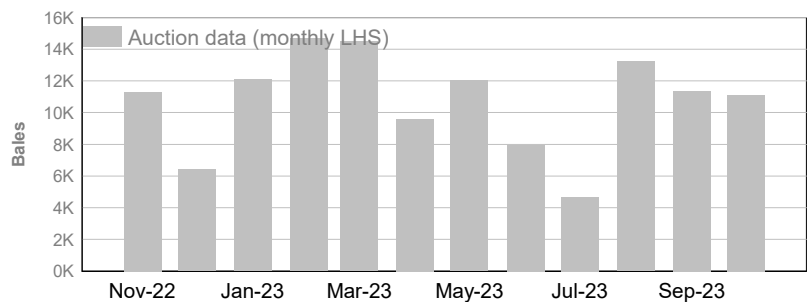
AA (Analgesic/Anaesthetic)

	Tested	Auction
October	72,325	63,785
2023/24 Y.T.D.	210,501	206,519



M (Mulesed)

	Tested	Auction
October	13,675	11,096
2023/24 Y.T.D.	39,390	40,385



ND (Not Declared)

	Tested	Auction
October	44,464	35,332
2023/24 Y.T.D.	125,591	121,796

