

Tuesday, 10 October, 2023

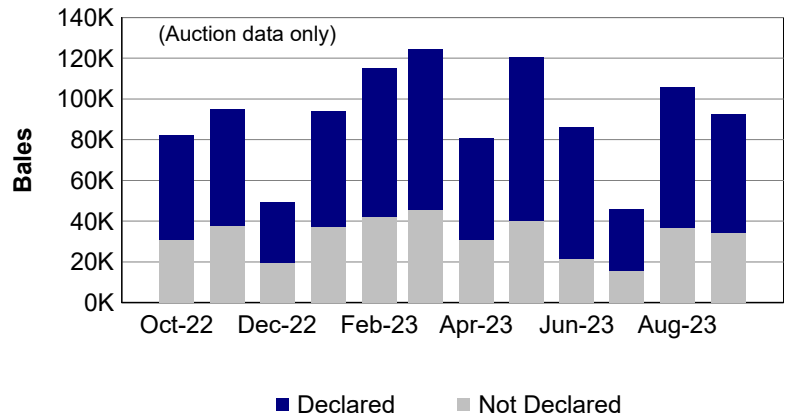
"**Auction**" statistics are supplied by AWEX and have been subject to the NWD-Integrity Program validation process (first-hand offered wool, P/D certificates only).

"**Tested**" statistics are supplied by AWTA, P/D certificate only.

Note that there may be a timing delay between when wool is tested (AWTA) & when wool is offered at auction (AWEX).

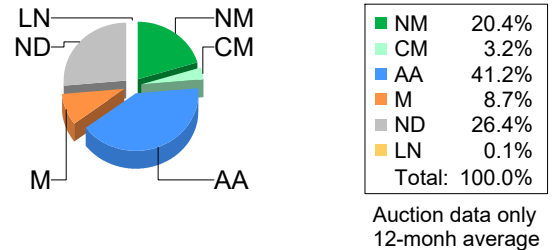
1. Current statistics by bales

	Tested	Auction
September	112,732	126,934
2023/24 Y.T.D.	323,318	330,922



2. Mulesing status by bales

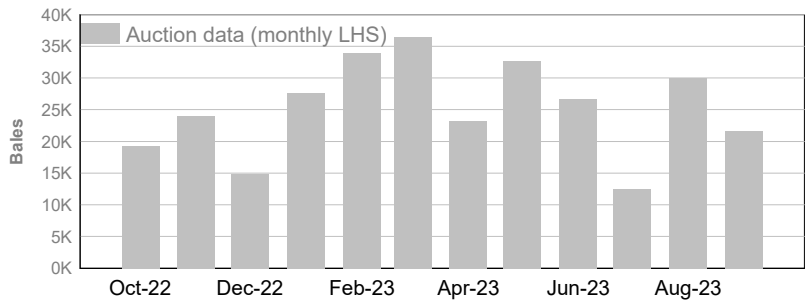
		Tested		Auction	
2023/24 Y.T.D.	NM	69,446	21.5%	64,113	19.4%
	CM	8,854	2.7%	8,322	2.5%
	AA	138,176	42.7%	142,734	43.1%
	M	25,715	8.0%	29,289	8.9%
	ND	81,127	25.1%	86,464	26.1%
Total		323,318	100%	330,922	100%



3. Mulesing status by month (bales)

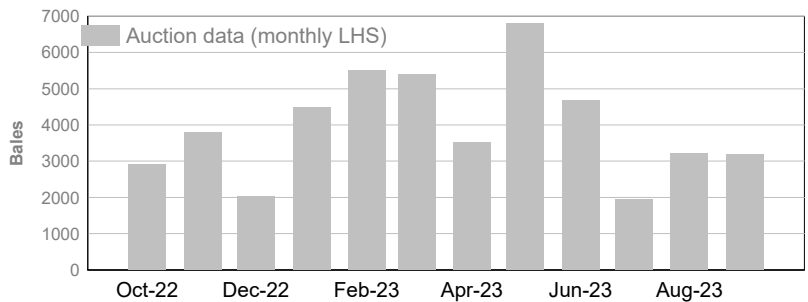
NM (Non Mulesed)

	Tested	Auction
September	23,520	21,614
2023/24 Y.T.D.	69,446	64,113



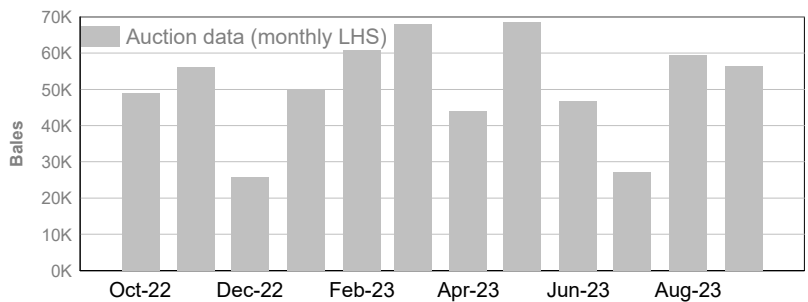
CM (Ceased Mulesed)

	Tested	Auction
September	3,348	3,173
2023/24 Y.T.D.	8,854	8,322



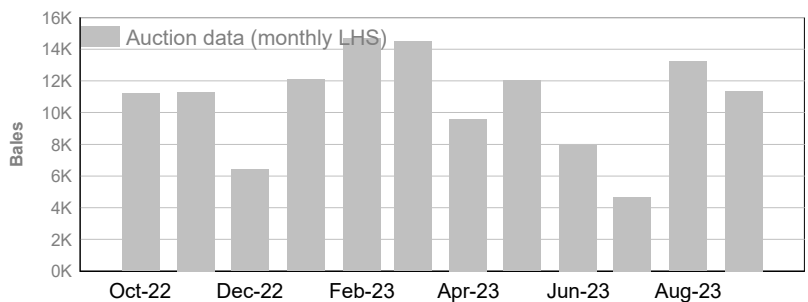
AA (Analgesic/Anaesthetic)

	Tested	Auction
September	52,269	56,297
2023/24 Y.T.D.	138,176	142,734



M (Mulesed)

	Tested	Auction
September	6,133	11,374
2023/24 Y.T.D.	25,715	29,289



ND (Not Declared)

	Tested	Auction
September	27,170	34,339
2023/24 Y.T.D.	81,127	86,464

