

"**Auction**" statistics are supplied by AWEX and have been subject to the NWD-Integrity Program validation process (first-hand offered wool, P/D certificates only).

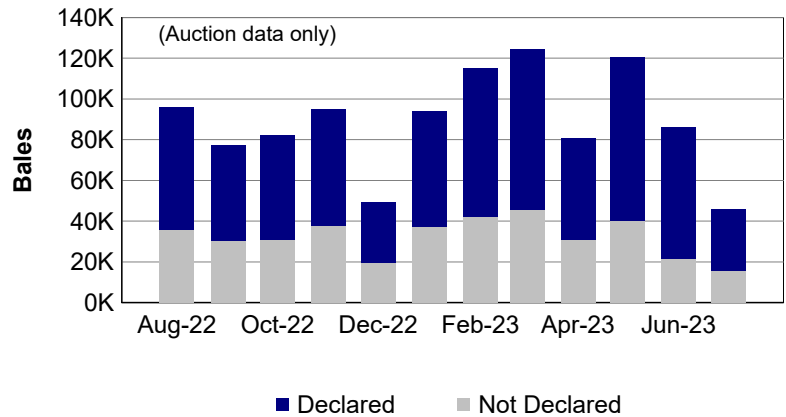
"**Tested**" statistics are supplied by AWTA, P/D certificate only.

Note that there may be a timing delay between when wool is tested (AWTA) & when wool is offered at auction (AWEX).

## 1. Current statistics by bales

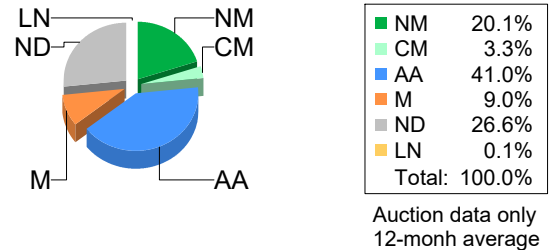
	Tested	Auction
July	73,676	61,605

	Tested	Auction
2023/24 Y.T.D.	73,576	61,545



## 2. Mulesing status by bales

		Tested		Auction	
2023/24 Y.T.D.	NM	18,716	25.4%	12,469	20.3%
	CM	2,229	3.0%	1,947	3.2%
	AA	27,725	37.7%	27,005	43.9%
	M	5,469	7.4%	4,679	7.6%
	ND	19,437	26.4%	15,445	25.1%
<b>Total</b>		<b>73,576</b>	<b>100%</b>	<b>61,545</b>	<b>100%</b>

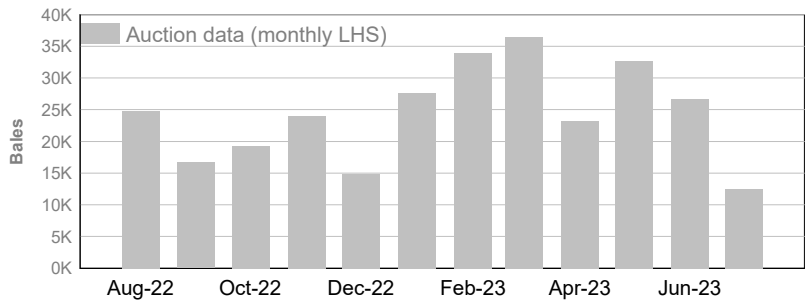


## 3. Mulesing status by month (bales)

### NM (Non Mulesed)

	Tested	Auction
July	18,716	12,469

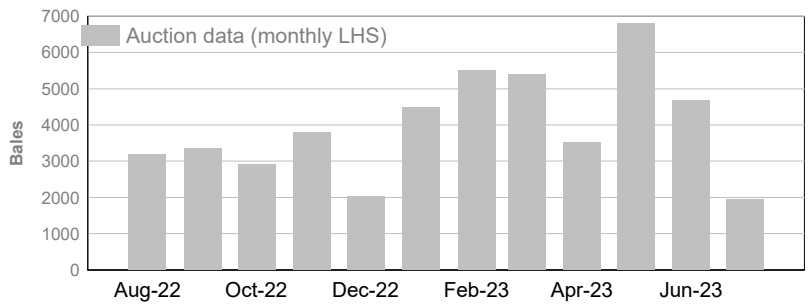
	Tested	Auction
2023/24 Y.T.D.	18,716	12,469



### CM (Ceased Mulesed)

	Tested	Auction
July	2,229	1,947

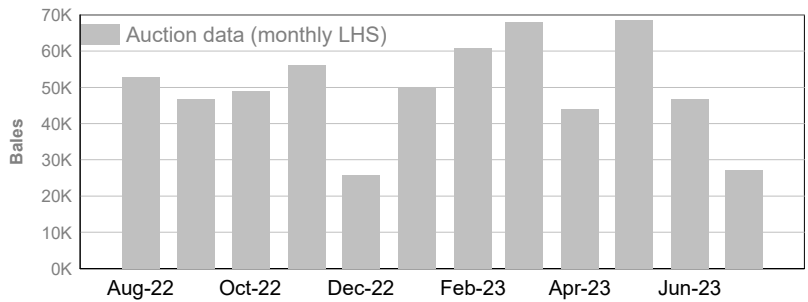
	Tested	Auction
2023/24 Y.T.D.	2,229	1,947



### AA (Analgesic/Anaesthetic)

	Tested	Auction
July	27,725	27,005

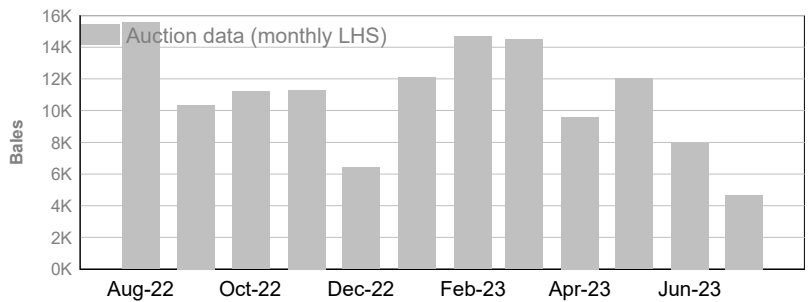
	Tested	Auction
2023/24 Y.T.D.	27,725	27,005



### M (Mulesed)

	Tested	Auction
July	5,469	4,679

	Tested	Auction
2023/24 Y.T.D.	5,469	4,679



### ND (Not Declared)

	Tested	Auction
July	19,437	15,445

	Tested	Auction
2023/24 Y.T.D.	19,437	15,445

