

"**Auction**" statistics are supplied by AWEX and have been subject to the NWD-Integrity Program validation process (first-hand offered wool, P/D certificates only).

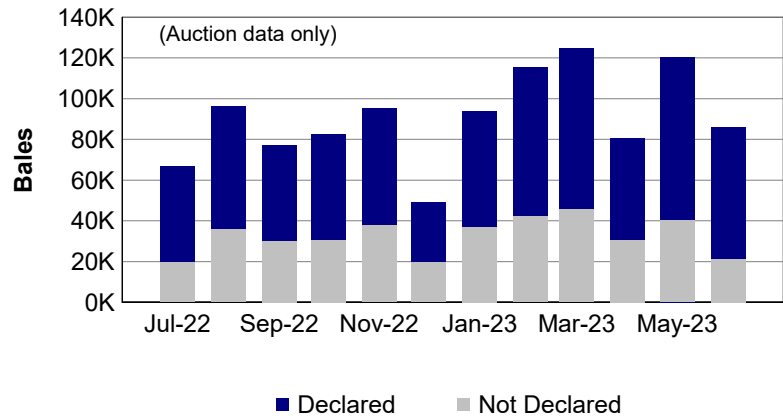
"**Tested**" statistics are supplied by AWTA, P/D certificate only.

Note that there may be a timing delay between when wool is tested (AWTA) & when wool is offered at auction (AWEX).

## 1. Current statistics by bales

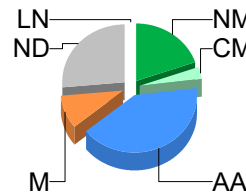
	Tested	Auction
June	115,141	107,485

	Tested	Auction
2022/23 Y.T.D.	1,660,929	1,477,275



## 2. Mulesing status by bales

		Tested		Auction	
2022/23 Y.T.D.	NM	347,711	20.9%	293,261	19.9%
	CM	53,992	3.3%	47,916	3.2%
	AA	647,801	39.0%	609,118	41.2%
	M	149,580	9.0%	136,422	9.2%
	ND	461,845	27.8%	390,558	26.4%
<b>Total</b>		<b>1,660,929</b>	<b>100%</b>	<b>1,477,275</b>	<b>100%</b>



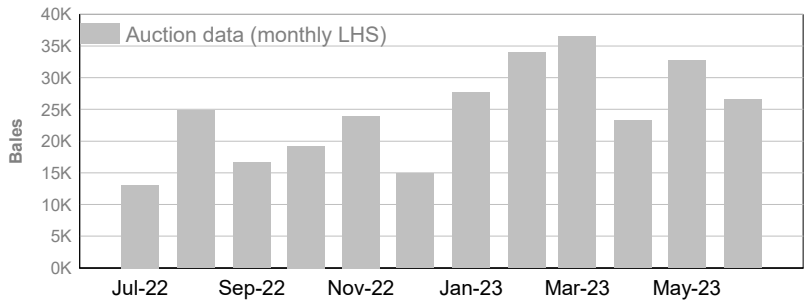
NM	19.8%
CM	3.2%
AA	41.2%
M	9.2%
ND	26.4%
LN	0.1%
Total: 100.0%	

Auction data only  
12-monh average

## 3. Mulesing status by month (bales)

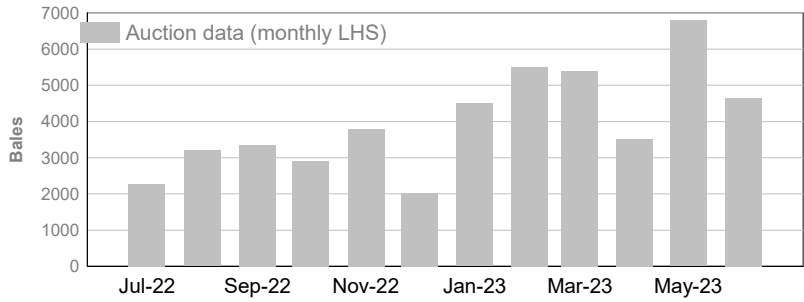
### NM (Non Mulesed)

	Tested	Auction
June	26,943	26,647
<b>2022/23 Y.T.D.</b>	<b>347,711</b>	<b>293,261</b>



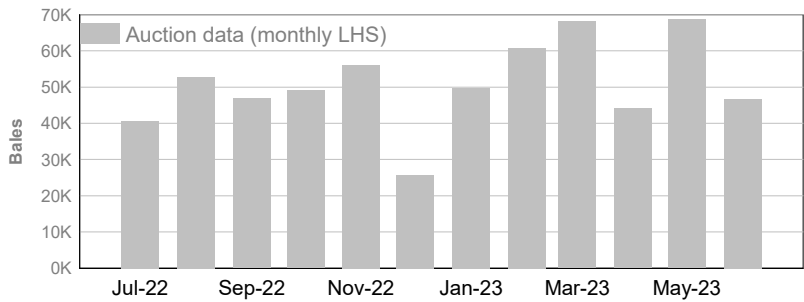
### CM (Ceased Mulesed)

	Tested	Auction
June	4,096	4,660
<b>2022/23 Y.T.D.</b>	<b>53,992</b>	<b>47,916</b>



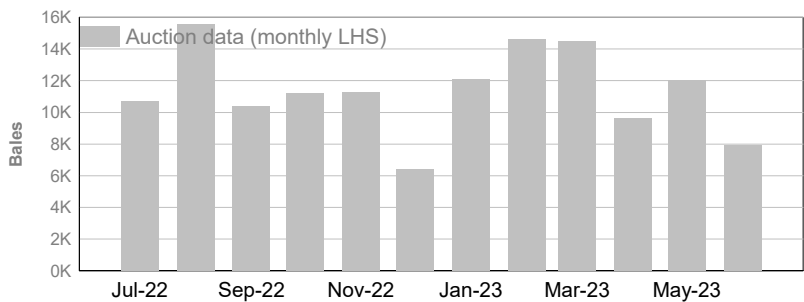
### AA (Analgesic/Anaesthetic)

	Tested	Auction
June	47,182	46,668
<b>2022/23 Y.T.D.</b>	<b>647,801</b>	<b>609,118</b>



### M (Mulesed)

	Tested	Auction
June	8,179	7,948
<b>2022/23 Y.T.D.</b>	<b>149,580</b>	<b>136,422</b>



### ND (Not Declared)

	Tested	Auction
June	28,673	21,443
<b>2022/23 Y.T.D.</b>	<b>461,845</b>	<b>390,558</b>

