

"**Auction**" statistics are supplied by AWEX and have been subject to the NWD-Integrity Program validation process (first-hand offered wool, P/D certificates only).

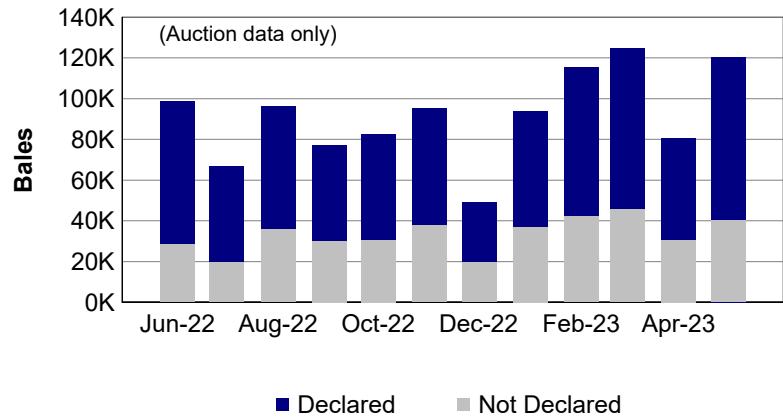
"**Tested**" statistics are supplied by AWTA, P/D certificate only.

Note that there may be a timing delay between when wool is tested (AWTA) & when wool is offered at auction (AWEX).

## 1. Current statistics by bales

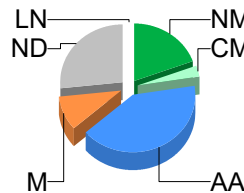
	Tested	Auction
May	172,764	160,784

	Tested	Auction
2022/23 Y.T.D.	1,545,856	1,369,909



## 2. Mulesing status by bales

		Tested		Auction	
2022/23 Y.T.D.	NM	320,768	20.8%	266,614	19.5%
	CM	49,896	3.2%	43,256	3.2%
	AA	600,619	38.9%	562,450	41.1%
	M	141,401	9.1%	128,474	9.4%
	ND	433,172	28.0%	369,115	26.9%
<b>Total</b>		<b>1,545,856</b>	<b>100%</b>	<b>1,369,909</b>	<b>100%</b>



NM	19.4%
CM	3.1%
AA	41.2%
M	9.7%
ND	26.5%
LN	0.1%
Total: 100.0%	

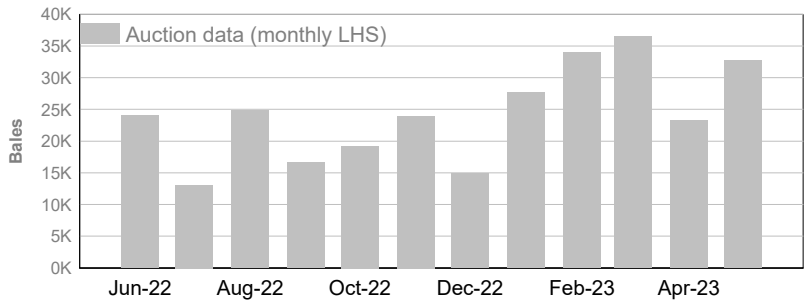
Auction data only  
12-monh average

## 3. Mulesing status by month (bales)

### NM (Non Mulesed)

	Tested	Auction
May	35,683	32,709

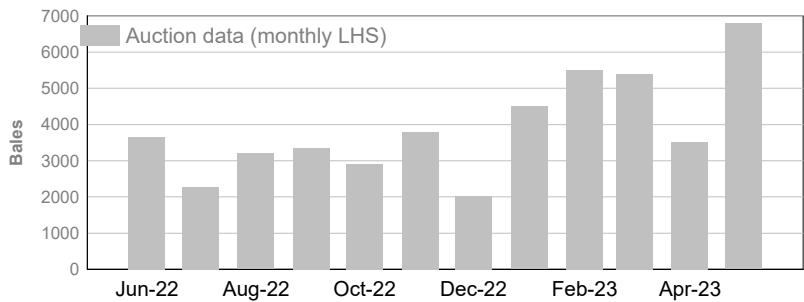
	Tested	Auction
2022/23 Y.T.D.	320,768	266,614



### CM (Ceased Mulesed)

	Tested	Auction
May	5,985	6,794

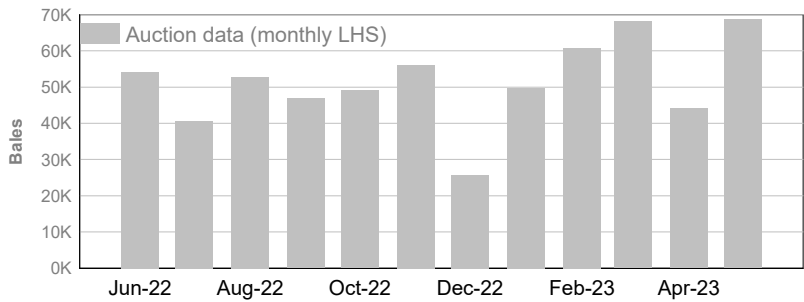
	Tested	Auction
2022/23 Y.T.D.	49,896	43,256



### AA (Analgesic/Anaesthetic)

	Tested	Auction
May	69,842	68,628

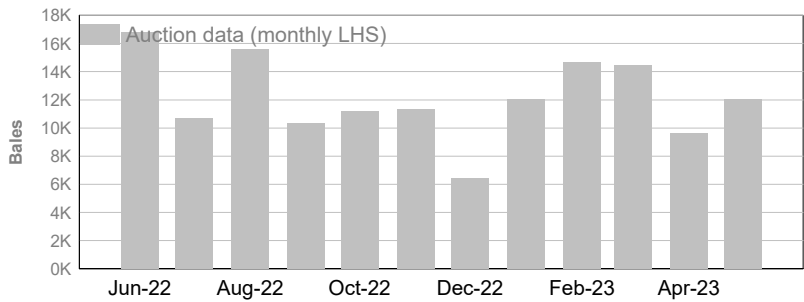
	Tested	Auction
2022/23 Y.T.D.	600,619	562,450



### M (Mulesed)

	Tested	Auction
May	13,653	12,024

	Tested	Auction
2022/23 Y.T.D.	141,401	128,474



### ND (Not Declared)

	Tested	Auction
May	47,356	40,264

	Tested	Auction
2022/23 Y.T.D.	433,172	369,115

