

"**Auction**" statistics are supplied by AWEX and have been subject to the NWD-Integrity Program validation process (first-hand offered wool, P/D certificates only).

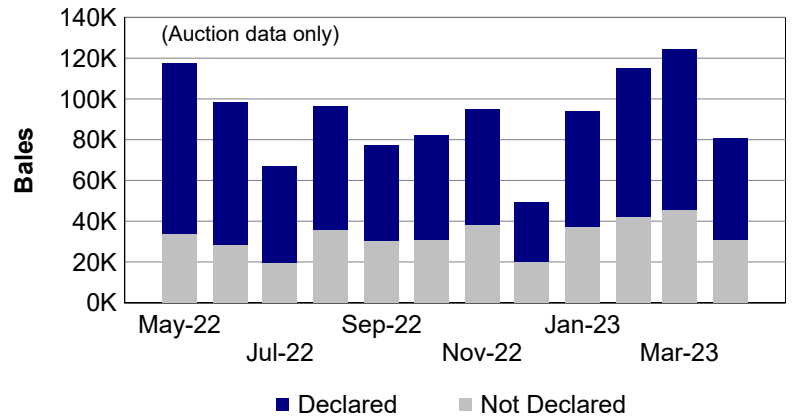
"**Tested**" statistics are supplied by AWTA, P/D certificate only.

Note that there may be a timing delay between when wool is tested (AWTA) & when wool is offered at auction (AWEX).

## 1. Current statistics by bales

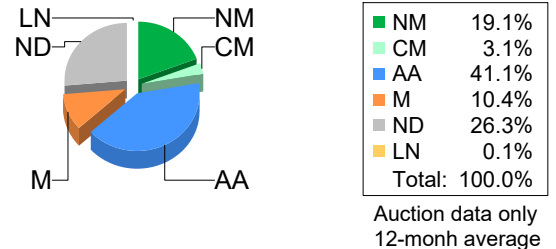
	Tested	Auction
April 2023	131,182	111,314

	Tested	Auction
2022/23 Y.T.D.	1,373,337	1,209,490



## 2. Mulesing status by bales

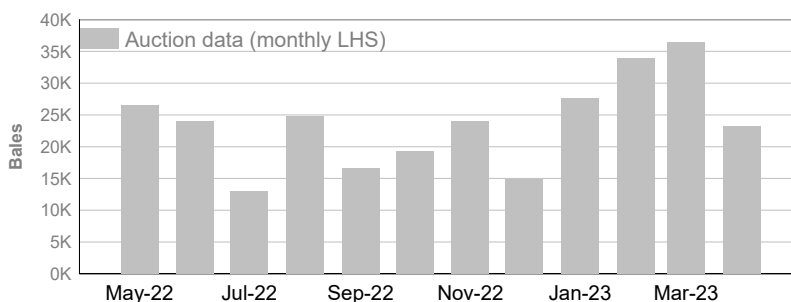
		Tested		Auction	
2022/23 Y.T.D.	NM	285,085	20.8%	233,905	19.3%
	CM	43,911	3.2%	36,462	3.0%
	AA	530,777	38.6%	493,822	40.8%
	M	127,748	9.3%	116,450	9.6%
	ND	385,816	28.1%	328,851	27.2%
<b>Total</b>		<b>1,373,337</b>	<b>100%</b>	<b>1,209,490</b>	<b>100%</b>



## 3. Mulesing status by month (bales)

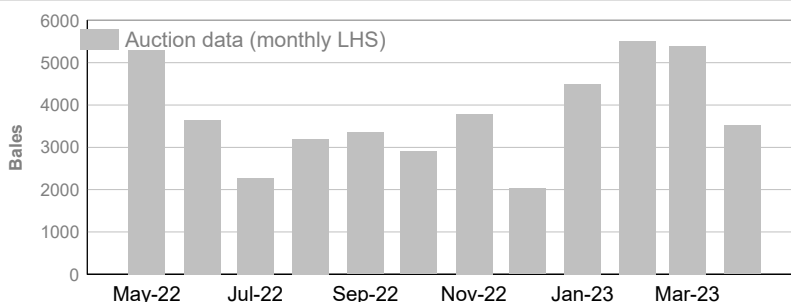
### NM (Non Mulesed)

	Tested	Auction
April 2023	28,081	23,245
2022/23 Y.T.D.	285,085	233,905



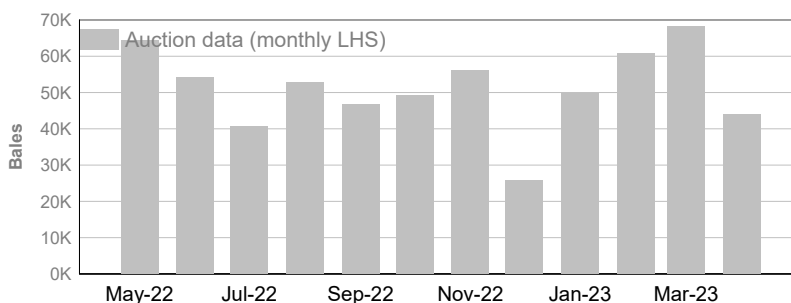
### CM (Ceased Mulesed)

	Tested	Auction
April 2023	4,315	3,518
2022/23 Y.T.D.	43,911	36,462



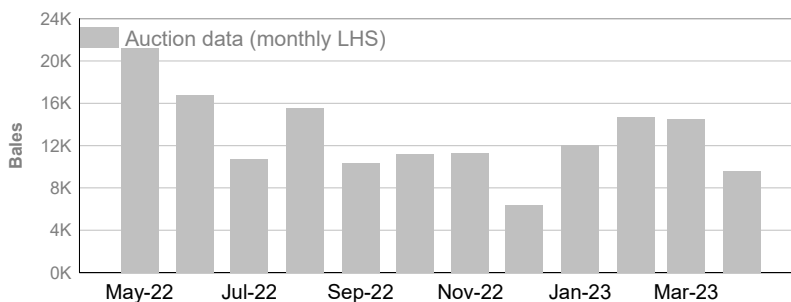
### AA (Analgesic/Anaesthetic)

	Tested	Auction
April 2023	50,076	44,033
2022/23 Y.T.D.	530,777	493,822



### M (Mulesed)

	Tested	Auction
April 2023	11,069	9,599
2022/23 Y.T.D.	127,748	116,450



### ND (Not Declared)

	Tested	Auction
April 2023	37,305	30,668
2022/23 Y.T.D.	385,816	328,851

