

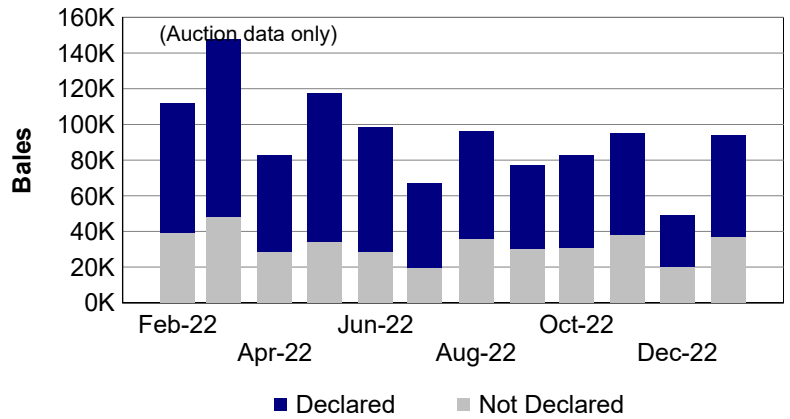
"**Auction**" statistics are supplied by AWEX and have been subject to the NWD-Integrity Program validation process (first-hand offered wool, P/D certificates only).

"**Tested**" statistics are supplied by AWTA, P/D certificate only.

Note that there may be a timing delay between when wool is tested (AWTA) & when wool is offered at auction (AWEX).

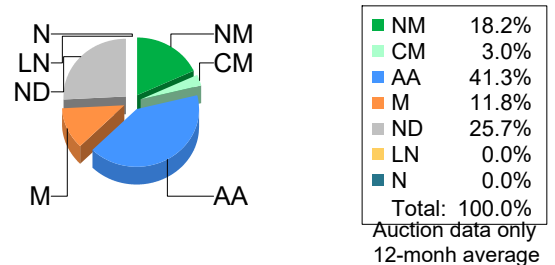
## 1. Current statistics by bales

	Tested	Auction
January 2023	136,540	130,873
2022/23 Y.T.D.	915,863	771,235



## 2. Mulesing status by bales

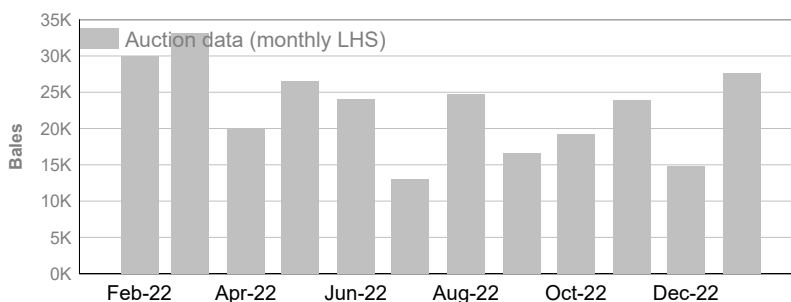
		Tested		Auction	
2022/23 Y.T.D.	NM	179,030	19.5%	140,192	18.2%
	CM	28,661	3.1%	22,040	2.9%
	AA	359,713	39.3%	320,846	41.6%
	M	90,687	9.9%	77,708	10.1%
	ND	257,772	28.1%	210,449	27.3%
<b>Total</b>		<b>915,863</b>	<b>100%</b>	<b>771,235</b>	<b>100%</b>



## 3. Mulesing status by month (bales)

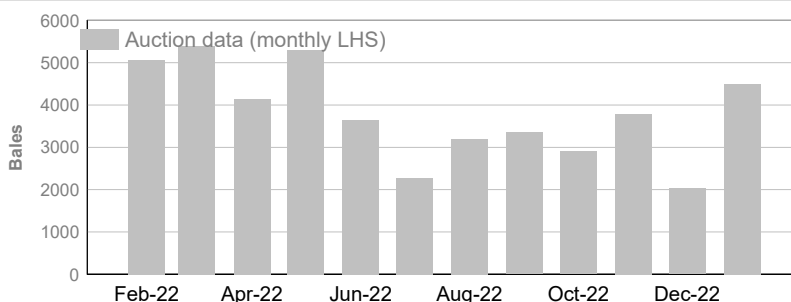
### NM (Non Mulesed)

	Tested	Auction
January 2023	31,652	27,637
2022/23 Y.T.D.	179,030	140,192



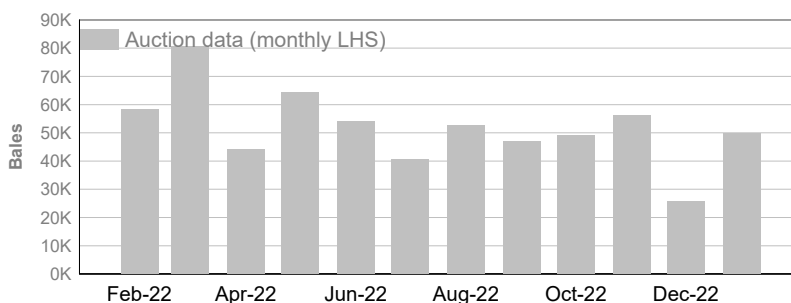
### CM (Ceased Mulesed)

	Tested	Auction
January 2023	4,621	4,496
2022/23 Y.T.D.	28,661	22,040



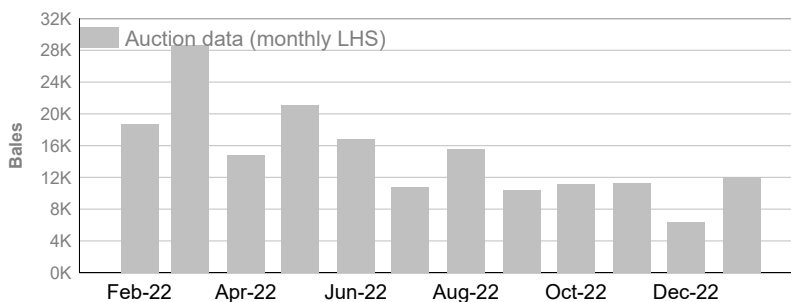
### AA (Analgesic/Anaesthetic)

	Tested	Auction
January 2023	48,081	49,733
2022/23 Y.T.D.	359,713	320,846



### M (Mulesed)

	Tested	Auction
January 2023	12,647	12,090
2022/23 Y.T.D.	90,687	77,708



### ND (Not Declared)

	Tested	Auction
January 2023	39,469	36,857
2022/23 Y.T.D.	257,772	210,449

