

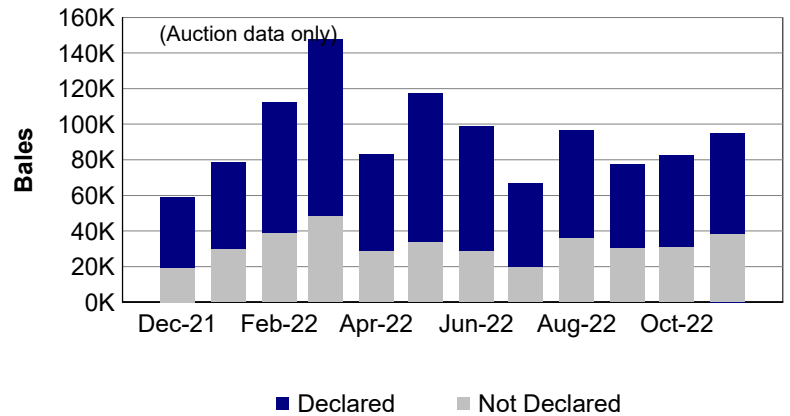
"**Auction**" statistics are supplied by AWEX and have been subject to the NWD-Integrity Program validation process (first-hand offered wool, P/D certificates only).

"**Tested**" statistics are supplied by AWTA, P/D certificate only.

Note that there may be a timing delay between when wool is tested (AWTA) & when wool is offered at auction (AWEX).

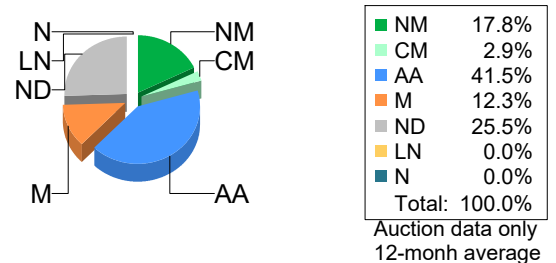
1. Current statistics by bales

	Tested	Auction
November 2022	144,855	133,019
2022/23 Y.T.D.	656,089	571,647



2. Mulesing status by bales

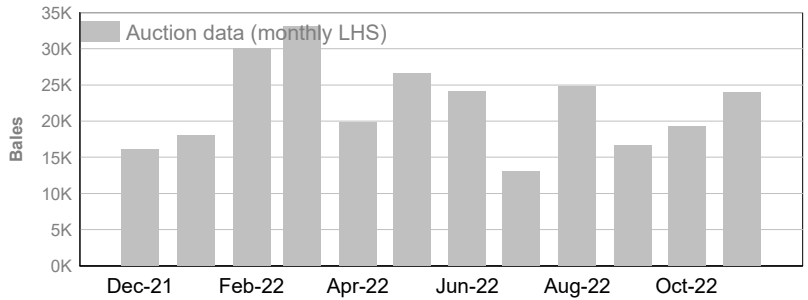
		Tested	Auction
2022/23 Y.T.D.	NM	118,450 18.1%	97,715 17.1%
	CM	19,325 2.9%	15,515 2.7%
	AA	268,610 40.9%	245,310 42.9%
	M	67,747 10.3%	59,193 10.4%
	ND	181,957 27.7%	153,914 26.9%
Total		656,089 100%	571,647 100%



3. Mulesing status by month (bales)

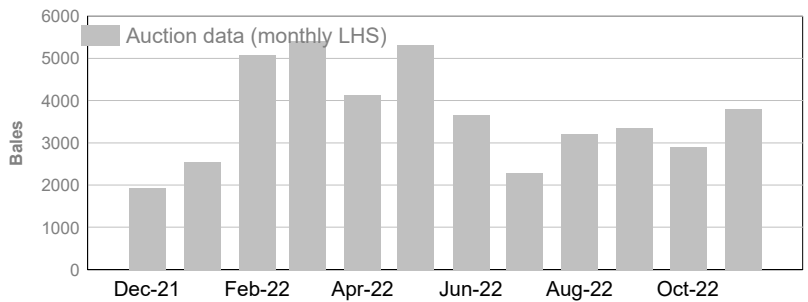
NM (Non Mulesed)

	Tested	Auction
November 2022	27,808	23,973
2022/23 Y.T.D.	118,450	97,715



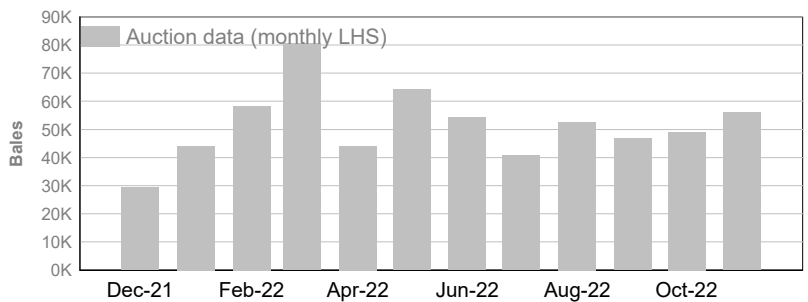
CM (Ceased Mulesed)

	Tested	Auction
November 2022	4,894	3,790
2022/23 Y.T.D.	19,325	15,515



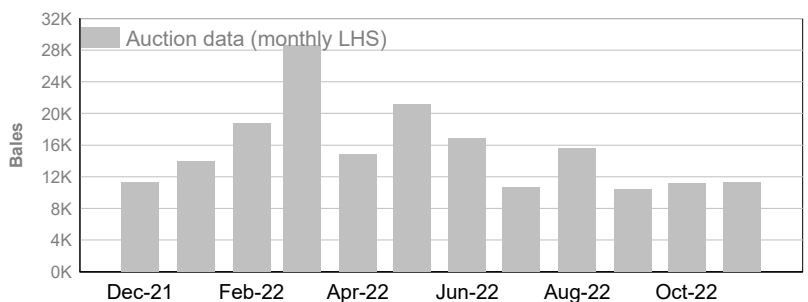
AA (Analgesic/Anaesthetic)

	Tested	Auction
November 2022	57,752	56,006
2022/23 Y.T.D.	268,610	245,310



M (Mulesed)

	Tested	Auction
November 2022	11,348	11,313
2022/23 Y.T.D.	67,747	59,193



ND (Not Declared)

	Tested	Auction
November 2022	43,033	37,915
2022/23 Y.T.D.	181,957	153,914

