

"**Auction**" statistics are supplied by AWEX and have been subject to the NWD-Integrity Program validation process (first-hand offered wool, P/D certificates only).

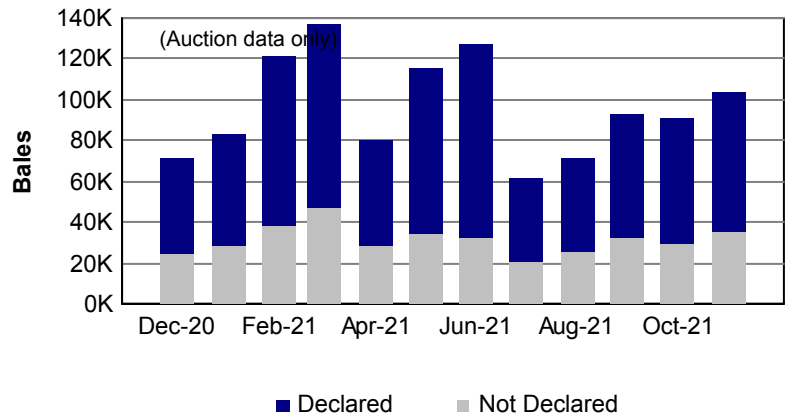
"**Tested**" statistics are supplied by AWTA, P/D certificate only.

Note that there may be a timing delay between when wool is tested (AWTA) & when wool is offered at auction (AWEX).

## 1. Current statistics by bales

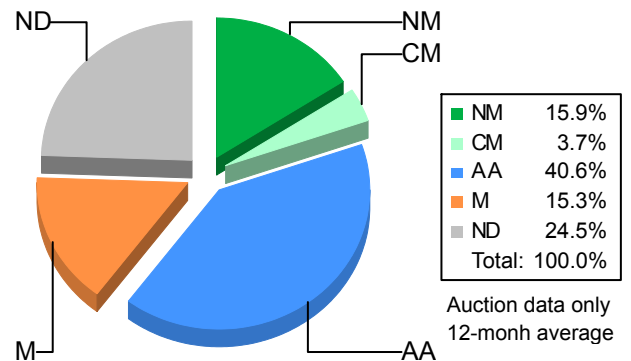
	Tested	Auction
November 2021	157,866	138,437

	Tested	Auction
2021/22 Y.T.D.	668,512	561,800



## 2. Mulesing status by bales

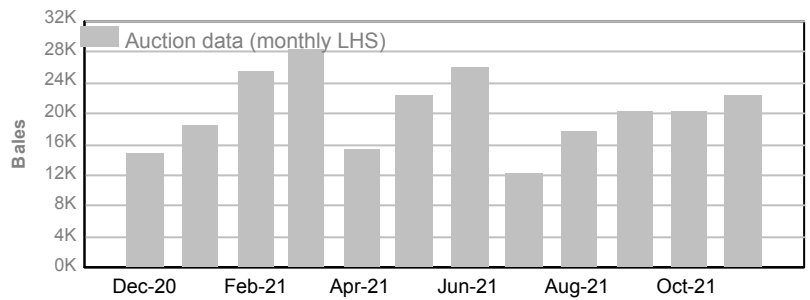
		Tested	Auction
2021/22 Y.T.D.	NM	108,934 16.3%	92,983 16.6%
	CM	19,946 3.0%	16,586 3.0%
	AA	264,479 39.6%	225,266 40.1%
	M	108,499 16.2%	85,170 15.2%
	ND	166,654 24.9%	141,795 25.2%
<b>Total</b>		<b>668,512 100%</b>	<b>561,800 100%</b>



## 3. Mulesing status by month (bales)

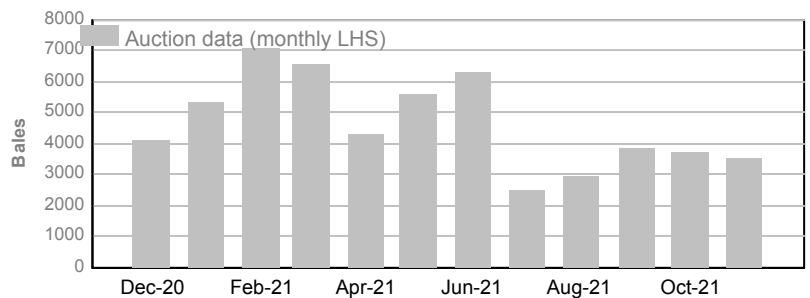
### NM (Non Mulesed)

	Tested	Auction
November 2021	26,889	22,251
2021/22 Y.T.D.	108,934	92,983



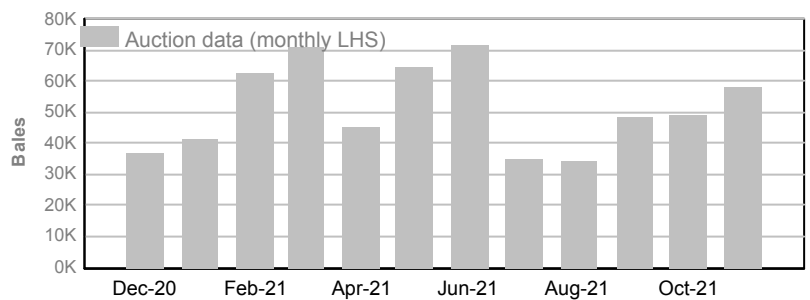
### CM (Ceased Mulesed)

	Tested	Auction
November 2021	3,806	3,555
2021/22 Y.T.D.	19,946	16,586



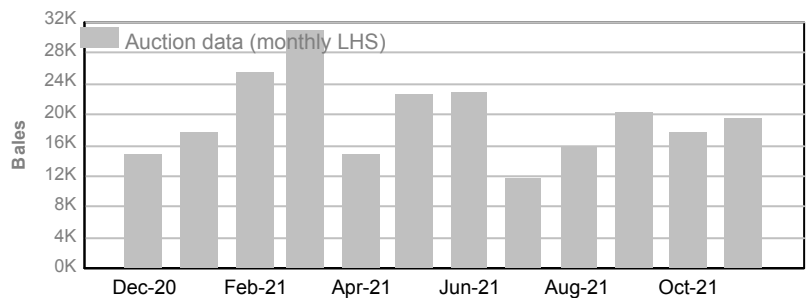
### AA (Analgesic/Anaesthetic)

	Tested	Auction
November 2021	63,163	58,109
2021/22 Y.T.D.	264,479	225,266



### M (Mulesed)

	Tested	Auction
November 2021	23,937	19,435
2021/22 Y.T.D.	108,499	85,170



### ND (Not Declared)

	Tested	Auction
November 2021	40,071	35,087
2021/22 Y.T.D.	166,654	141,795

