

"**Auction**" statistics are supplied by AWEX and have been subject to the NWD-Integrity Program validation process (first-hand offered wool, P/D certificates only).

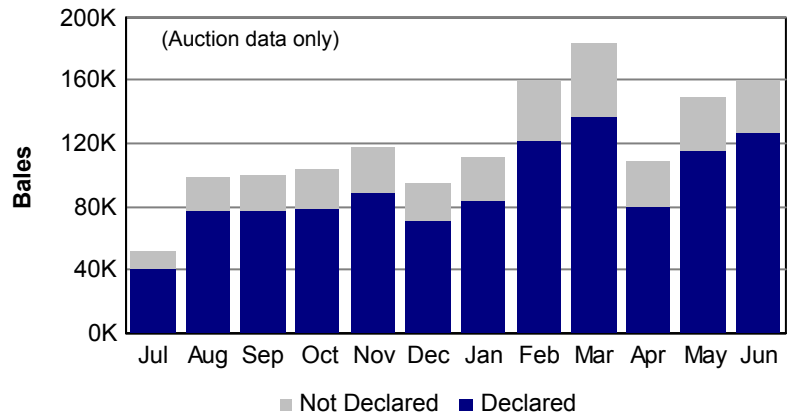
"**Tested**" statistics are supplied by AWTA, P/D certificate only.

Note that there may be a timing delay between when wool is tested (AWTA) & when wool is offered at auction (AWEX).

1. Current statistics by bales

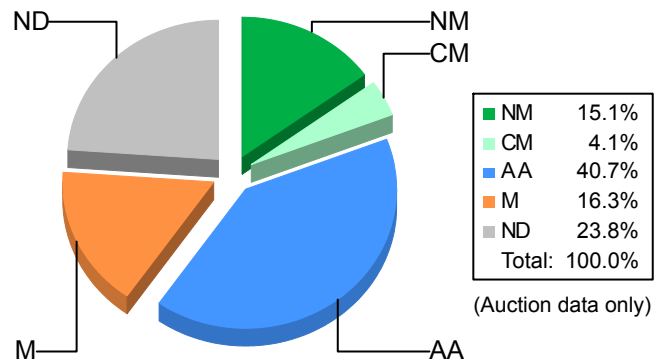
	Tested	Auction
June 2021	112,583	159,755

	Tested	Auction
2020/21 Y.T.D.	1,492,120	1,438,933



2. Mulesing status by bales

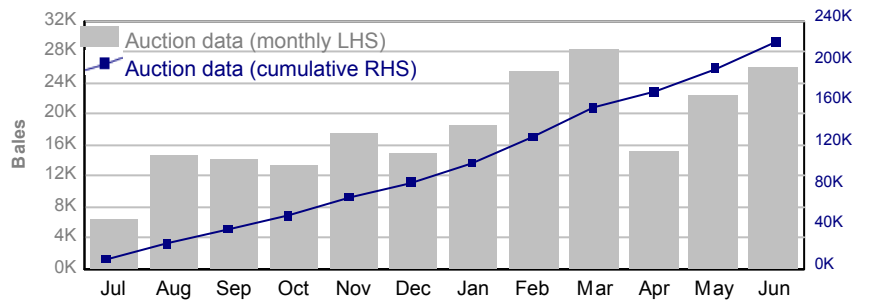
		Tested		Auction	
2020/21 Y.T.D.	NM	249,805	16.7%	216,965	15.1%
	CM	62,347	4.2%	59,134	4.1%
	AA	580,430	38.9%	585,146	40.7%
	M	255,005	17.1%	234,554	16.3%
	ND	344,533	23.1%	343,134	23.8%
Total		1,492,120	100%	1,438,933	100%



3. Mulesing status by month (bales)

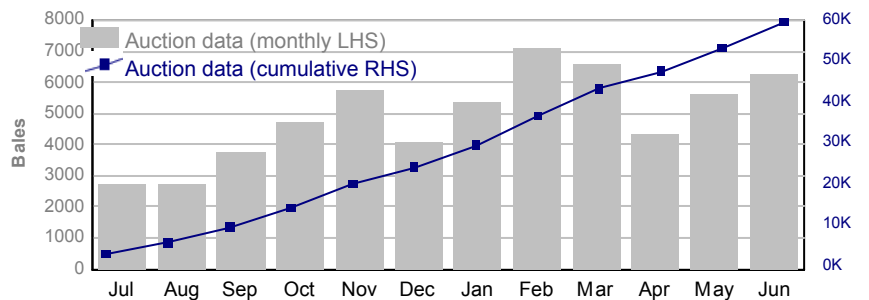
NM (Non Mulesed)

	Tested	Auction
June 2021	21,547	25,992
2020/21 Y.T.D.	249,805	216,965



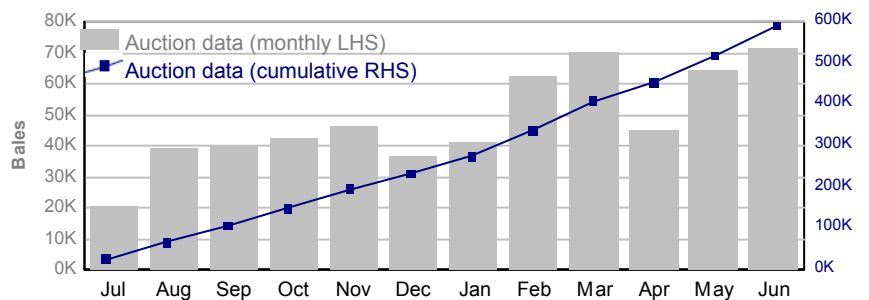
CM (Ceased Mulesed)

	Tested	Auction
June 2021	4,388	6,284
2020/21 Y.T.D.	62,347	59,134



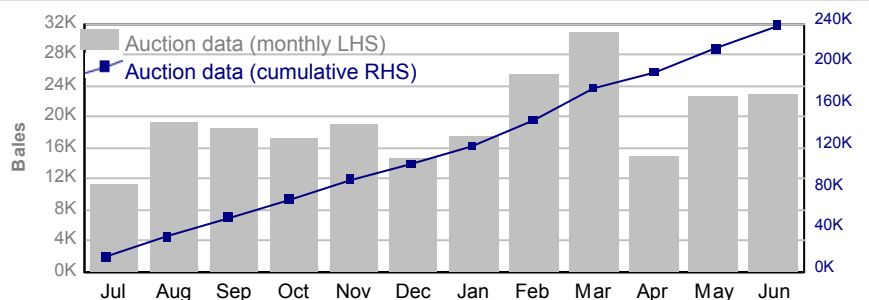
AA (Analgesic/Anaesthetic)

	Tested	Auction
June 2021	44,994	71,969
2020/21 Y.T.D.	580,430	585,146



M (Mulesed)

	Tested	Auction
June 2021	17,322	22,849
2020/21 Y.T.D.	255,005	234,554



ND (Not Declared)

	Tested	Auction
June 2021	24,332	32,661
2020/21 Y.T.D.	344,533	343,134

