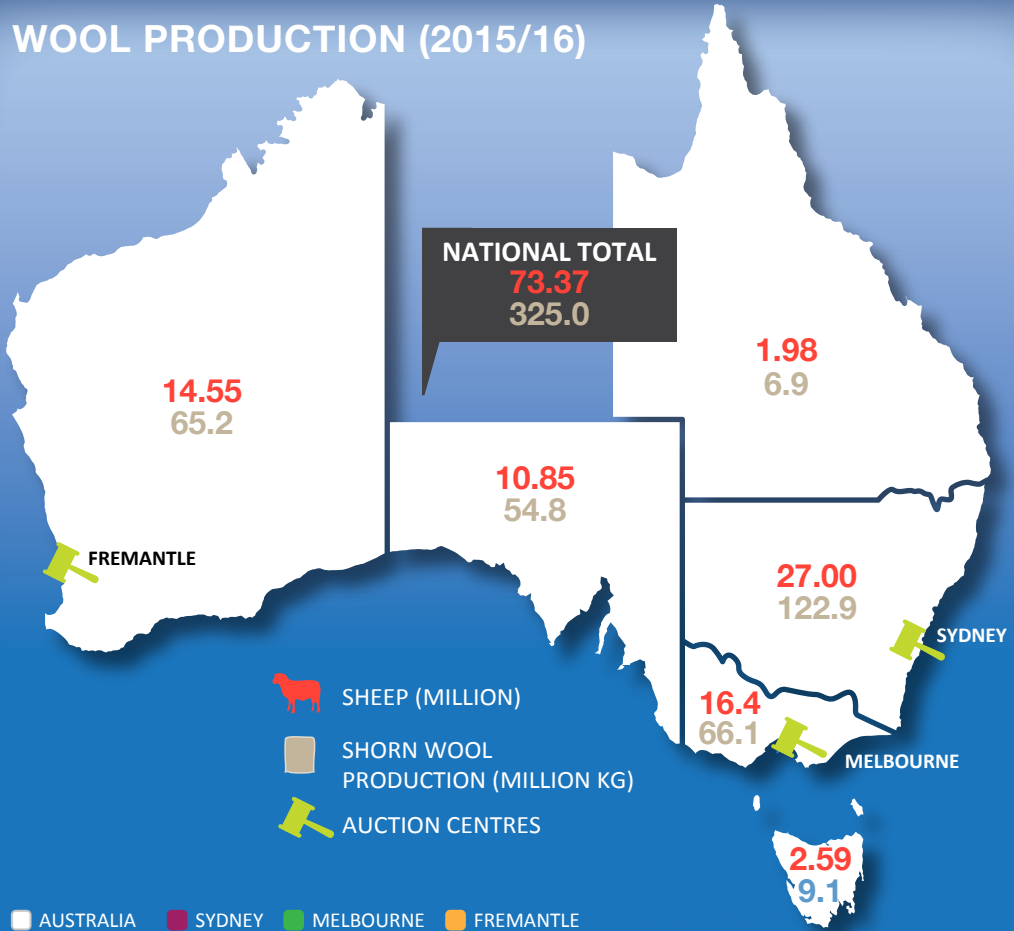


# Australian Wool at a glance

## WOOL PRODUCTION (2015/16)



Source: Australian Wool Production Forecasting Committee

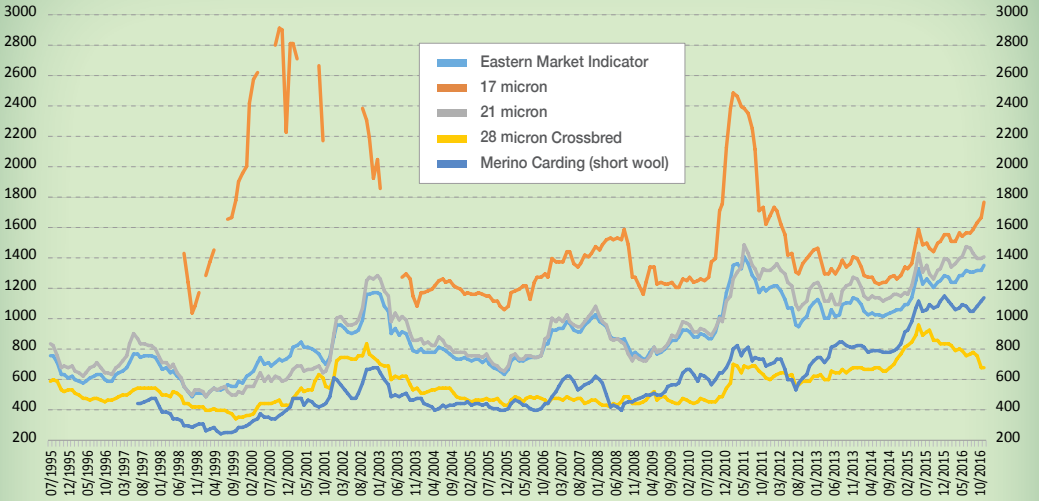
Auction Sales 2016

<b>\$2.51</b> BILLION	<b>1.69</b> MILLION	<b>290,264</b> LOTS	<b>178.7</b> KILOGRAMS	<b>5.9</b> BALES/LOT	<b>\$1,481</b> PER BALE
<b>\$740.8</b> MILLION	<b>493,540</b> BALES	<b>98,254</b> LOTS	<b>177.8</b> KILOGRAMS	<b>5.0</b> BALES/LOT	<b>\$1,501</b> PER BALE
<b>\$1.25</b> BILLION	<b>862,156</b> BALES	<b>141,995</b> LOTS	<b>179.4</b> KILOGRAMS	<b>6.1</b> BALES/LOT	<b>\$1,449</b> PER BALE
<b>\$527.4</b> MILLION	<b>343,700</b> BALES	<b>50,015</b> LOTS	<b>178.5</b> KILOGRAMS	<b>6.9</b> BALES/LOT	<b>\$1,534</b> PER BALE
Total value of wool traded	Number of bales sold	Number of lots sold	Average weight of a wool bale	Average number of bales/lot	Average value per bale

Source: Australian Wool Exchange Ltd.

# MONTHLY AVERAGES

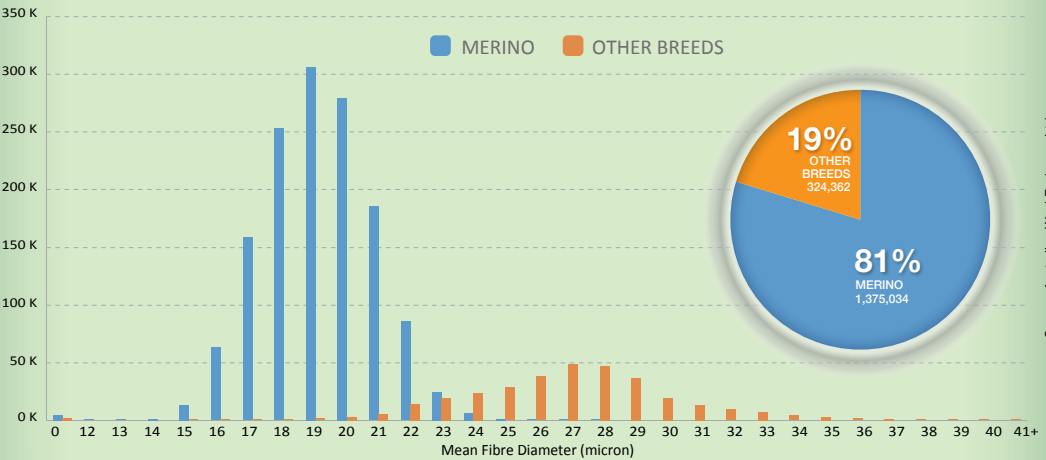
Australian Wool Market Indicators (c/kg clean)



Source: Australian Wool Exchange Ltd.

## BALES BY MEAN FIBRE DIAMETER & BREED

Auction Sales 2016



Source: Australian Wool Exchange Ltd.

## PRIMARY EXPORT DESTINATIONS (%)



Source: ABS