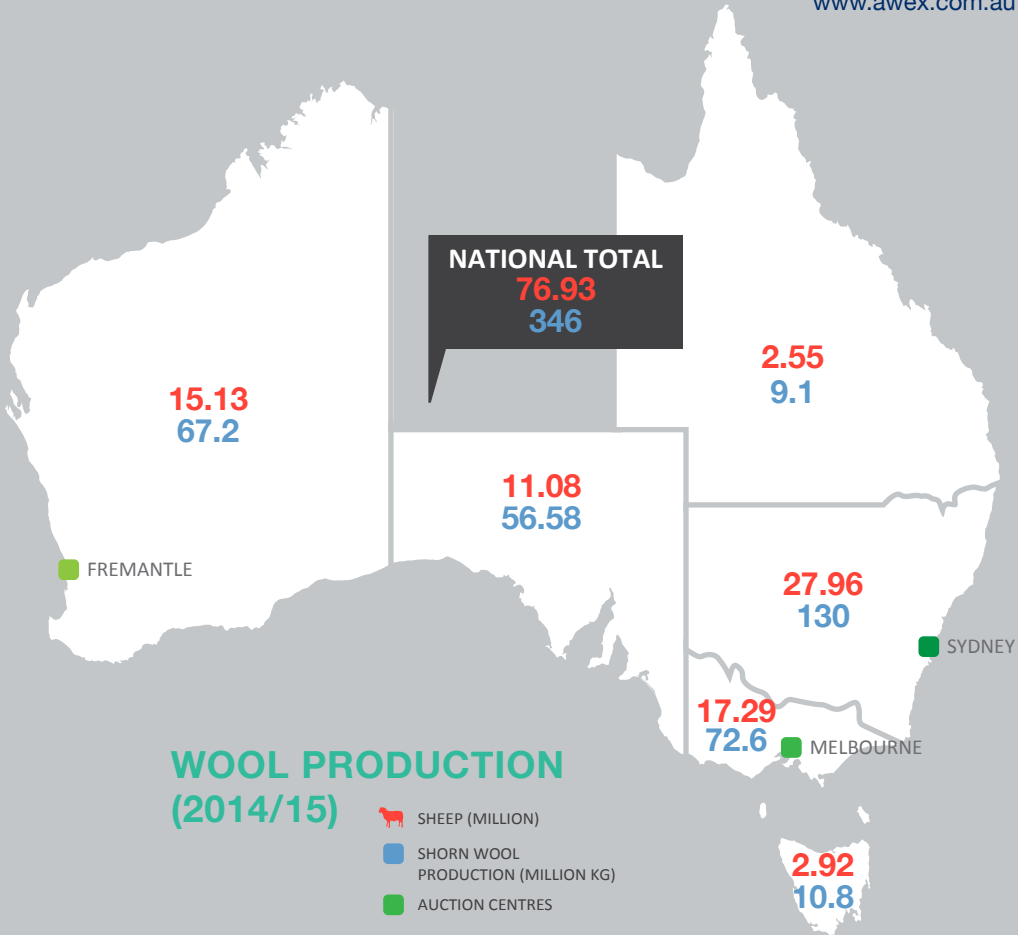


Australian Wool at a glance



www.awex.com.au



WOOL PRODUCTION (2014/15)

- SHEEP (MILLION)
- SHORN WOOL PRODUCTION (MILLION KG)
- AUCTION CENTRES

Source: Australian Wool Production Forecasting Committee

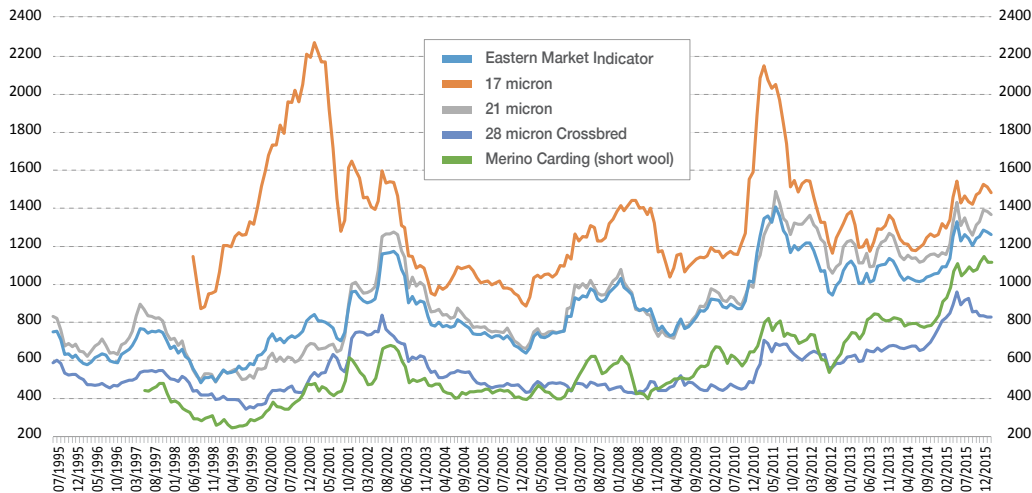
AUCTION SALES 2015

AUSTRALIA
 SYDNEY
 MELBOURNE
 FREMANTLE

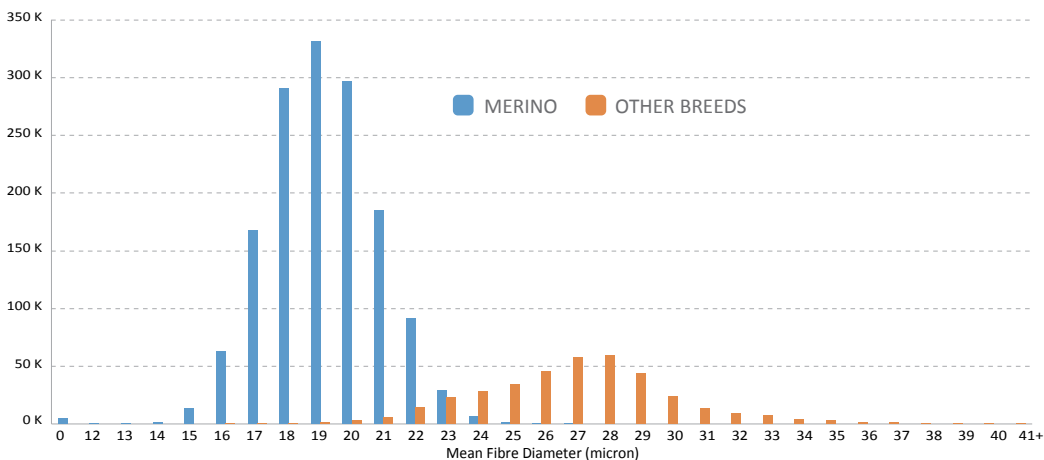
\$2.39 BILLION	1.78 MILLION	307,079 LOTS	177.6 KILOGRAMS	5.8 BALES/LOT	\$1,348.26 PER BALE
\$712.1 MILLION	515,590 BALES	103,412 LOTS	177.4 KILOGRAMS	5.0 BALES/LOT	\$1,381.17 PER BALE
\$1.23 BILLION	923,136 BALES	152,480 LOTS	178.1 KILOGRAMS	6.1 BALES/LOT	\$1,339.60 PER BALE
\$449.9 MILLION	340,367 BALES	51,187 LOTS	177.1 KILOGRAMS	6.6 BALES/LOT	\$1,321.91 PER BALE
Total value of wool traded	Number of bales sold	Number of lots	Average weight of a wool bale	Average number of bales/lot	Average value per bale

Source: Australian Wool Exchange Ltd.

MONTHLY AVERAGES Australian Wool Market Indicators (c/kg clean)

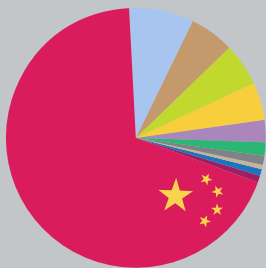


BALES BY MEAN FIBRE DIAMETER & BREED Auction Sales 2015



PRIMARY EXPORT DESTINATIONS (%)

- 68.8** China
- 8.0** India
- 5.6** Italy
- 5.3** Sth. Korea
- 4.7** Czech Rep.
- 1.5** Malaysia
- 1.1** Egypt
- 0.8** Taiwan
- 0.7** Japan
- 0.7** Thailand
- 2.8** Other



BALES SOLD BY BREED 2015

