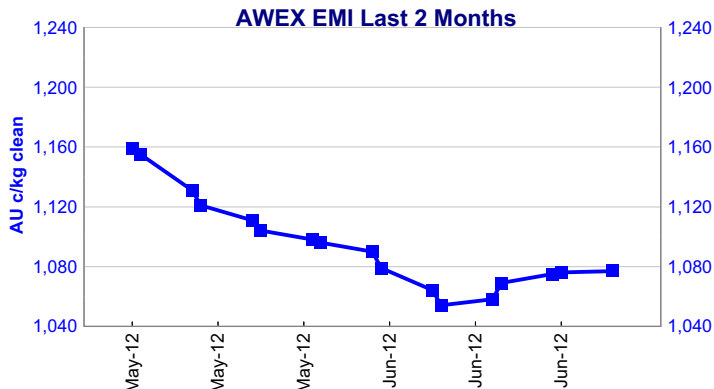
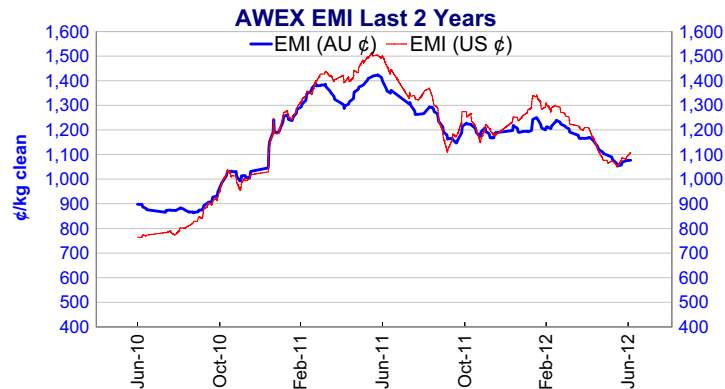


AWEX National Wool Market Report

Wednesday, July 4, 2012 (4:26 pm AEST)



AWEX E.M.I.	1077 +1 AU¢/kg (+0.1%)		1109 +20 US¢/kg (+1.9%)	Passed In:	7.4%
North (Sydney) 1,088 c/kg (▼1)		compared to: Thursday, 28 June, 2012			
South (Melbourne) 1,069 c/kg (▲3)		compared to: Thursday, 28 June 2012			
West (No Sale)		compared to: Thursday, 28 June 2012			



AWEX Micron Price Guides (c/kg clean)

Sale ID	Sydney: S01	Melbourne: M01	N o S a l e
Indicator	1,088 c/kg (▼1)	1,069 c/kg (▲3)	
16.5	1592 n	1582 n 0	
17	1427 +5	1429 n +4	
17.5	1395 +4	1396 -2	
18	1344 -2	1338 -5	
18.5	1307 -3	1302 -6	
19	1287 -5	1282 -3	
19.5	1257 -9	1251 -7	
20	1237 -9	1232 -5	
21	1229 -7	1232 -5	
22	1221 +1	1229 +13	
23	1196 n +2	1213 +17	
24	1133 n	1124 n 0	
25		1047 n	
26		925 n 0	
28	634 n 0	631 +1	
30	583 n -6	591 -1	
32		493	
MC	607 n -1	599 -4	

Indicators, MPG's and Quotes do not include NZ Stored Wool

ASX Wool Futures Spot Prices

	North	South	Eastern
Fine Wool 19.0			1,288
China 19.5	1,197	1,207	
Greasy Wool 21.0	1,230	1,238	
China 21.0	1,170	1,180	
China 22.6	1,150	1,160	
Broad Wool 23.0			1,202

Offering Analysis (Bales)

	Offered	Sold	Passed In/NB	W'Drwn	Reoff
NORTH-AU	8,209	7,611	598 7.3%	248	8.6%
SOUTH-AU	8,179	7,557	622 7.6%	89	15.5%
AU-MFLC	9,193	8,450	743 8.1%	267	11.5%
AU-MSKT	2,827	2,605	222 7.9%	51	14.6%
AU-XBFS	2,035	1,936	99 4.9%	0	12.7%
AU-ODDS	2,329	2,177	152 6.5%	19	10.8%
Others	4	0	4 100.0%	0	0.0%
	16,388	15,168	1,220 7.4%	337	12.1%

Offered does not include Withdrawn

Foreign Exchange

	EMI	Buy Rate	Sell Rate
USD	1,109 (+20)	1.030 ▲ 0.0180	1.030
EURO	881 (+11)	0.818 ▲ 0.0094	0.818
YEN	88,465 (+1,944)	82.140 ▲ 1.7300	82.100
NZD	1,377 (+8)	1.279 ▲ 0.0064	1.277
ZAR	8,965 (-188)	8.324 ▼ 0.1826	8.312

Source: www.tradingroom.com.au

Major Auction Buyers

Buyer	Bales	%	AU-Bales
VITERRA WOOL	2,524	16.6%	2,524
FOX & LILLIE	1,411	9.3%	1,411
LEMPRIERE (AUST)	1,339	8.8%	1,339
MODIANO (AUST)	1,323	8.7%	1,323
TECHWOOL TRADING	930	6.1%	930
CHINATEX (AUST)	872	5.7%	872
WILLIAMS WOOL	843	5.6%	843
G SCHNEIDER (AUST)	670	4.4%	670
AUSTRALIAN MERINO EXF	571	3.8%	571
KATHAYTEX	550	3.6%	550

Northern Region

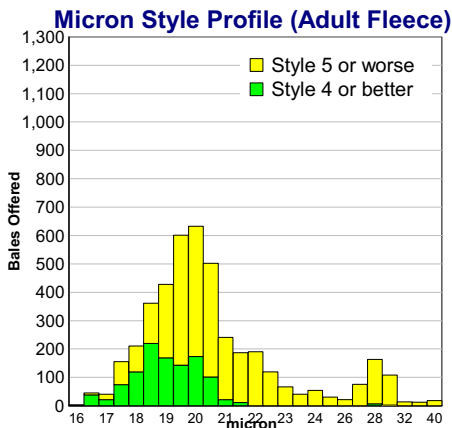
FINAL

Merino Fleece: There were mixed results today; the first day of the 2012/13 wool selling season. Both the very fine edge (16/17-microns) and the very broad edge (23/24-microns) managed to attract good competition and firmed slightly. The mid-microns did not fare quite as well and eased 5 to 10 cents, particularly the more numerous 2%vm types.

Merino Skirtings: Skirtings found solid support today with an increase of around 10 cents clean.

Crossbreds: 30/32 microns 5 cents cheaper, others generally unchanged.

Oddments: Locks/Crutchings generally unchanged.



Major Sellers (Bales)

- AUST WOOL NETWORK
- SCHUTE BELL
- JEMALONG WOOL
- MOSES & SON
- WGM WOOL
- BEECHER WOOL

Source Stores (Bales)

Brisbane	1,448	17.6%
Goulburn	1,123	13.7%
Forbes	907	11.0%
Dubbo	737	9.0%
Others	3,994	48.7%

Southern Region

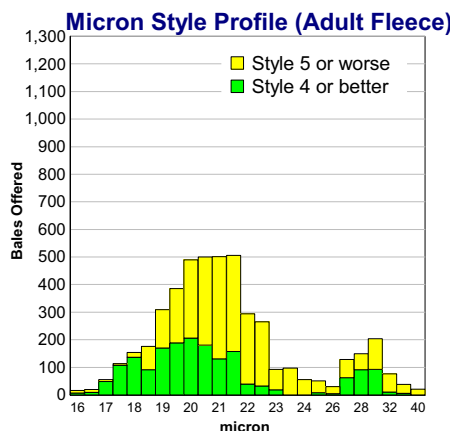
FINAL

Merino Fleece: Fine, best style Merino fleece have made small gains today, the first sale of Season 2011/2012. The 17.5 to 21 microns have lost around 5 to 10 cents during the day's selling. A situation has arisen in the 20 to 21.5 micron range where there is no apparent price differential. The 22 micron and broader Merinos have all made 15 to 20 cents, lifting 22 microns very close in price to the 20 to 21.5 microns.

Merino Skirtings: Merino skirtings of good to best style have gained up to 20 cents today with the finer side, low v.m. lots most affected. Burrier skirtings added 10 cents with all microns benefitting from the rises.

Crossbreds: A small selection of crossbreds have been offered today with prices remaining unchanged across the range available.

Oddments: Merino oddments have eased today with the broader carbo crutchings and stains most affected. Finer locks sold in sellers favour while fine crutchings were unchanged.



Major Sellers (Bales)

- LANDMARK LTD
- RURALCO WOOL
- QUALITY WOOL
- FOX & LILLIE RURAL
- MICHELL DIRECT
- AR RHODES

Source Stores (Bales)

Geelong	2,909	35.6%
Adelaide	1,828	22.3%
Melbourne	1,795	21.9%
Melton	481	5.9%
Others	1,166	14.3%

Western Region

No Sale

Next Sales

Sale	Sale Date	Start time	Lots	Bales
S01	5/07/2012		1,597	7,376
M01	5/07/2012		1,357	8,807
			2,954	16,183

Highest (Grsy) Bid Prices

	c/kg gsy	AWEX-ID	mic	vmb	mm	str	yld
S01	1,343	S MF4S.	15.8	1.3	83	33	73.0
	1,246	S MWF4S.	16.4	1.8	70	50	74.9
	1,231	S MF4S.	16.3	1.3	73	38	73.4
M01	1,308	S MWF4E.	16.0	0.5	80	43	74.7
	1,201	S MWF4E.	16.4	0.5	76	46	74.5
	1,182	S MF4S.H1	16.7	0.6	79	41	75.9