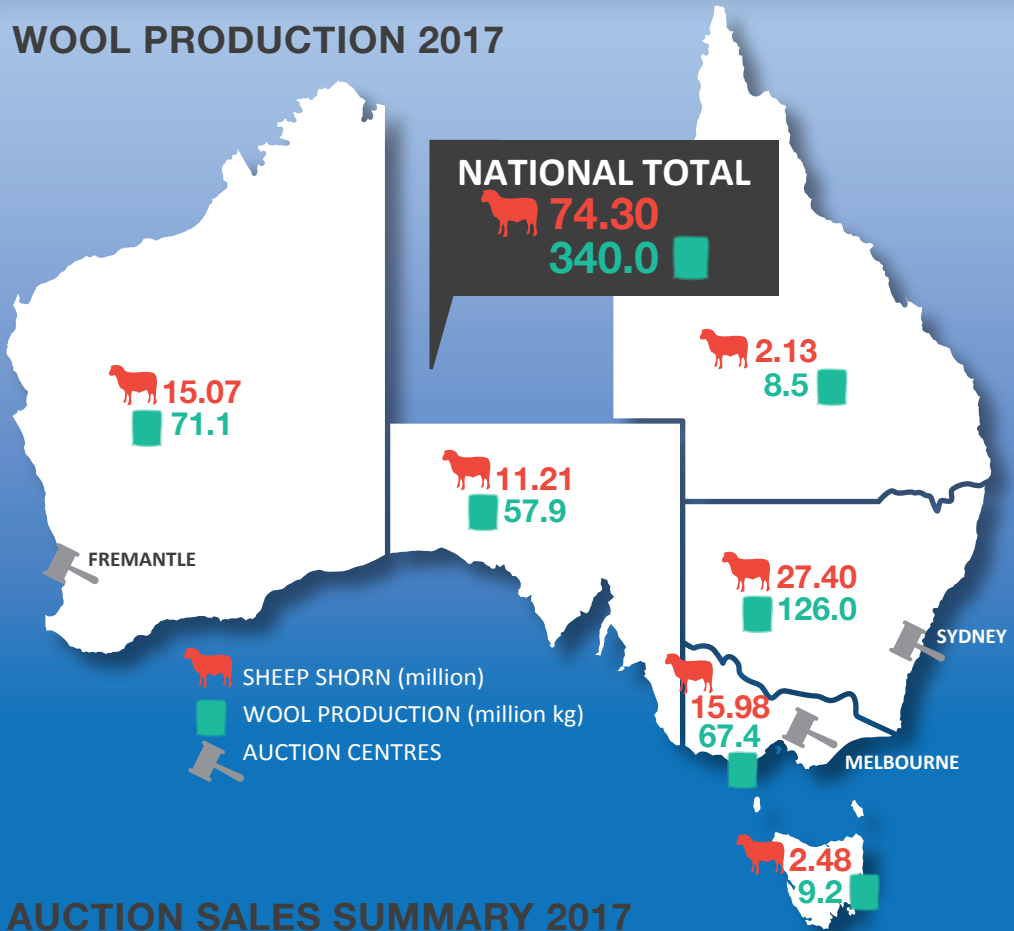




www.awex.com.au

Australian Wool at a glance

WOOL PRODUCTION 2017



Source: Australian Wool Production Forecasting Committee

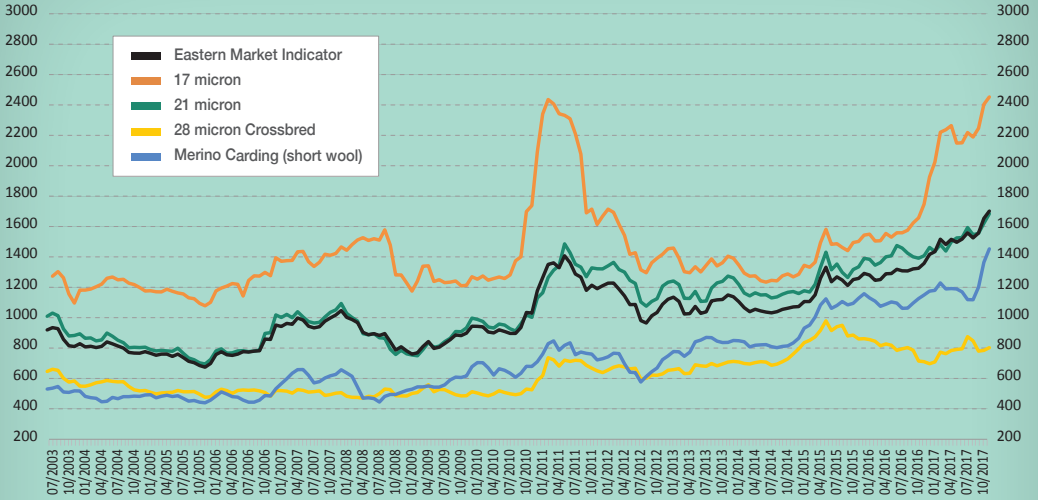
AUCTION SALES SUMMARY 2017

	Total value of wool traded	Number of bales sold	Number of lots sold	Avg. weight of a wool bale	Average No. of bales/lot	Average value/bale
AUSTRALIA	3.1 \$ BILLION	1.78 MILLION	312,319 LOTS	178.3 KILOGRAMS	5.7 BALES / LOT	1,743 \$ / BALE
SYDNEY	930 \$ MILLION	514,741 BALES	106,201 LOTS	177.2 KILOGRAMS	4.8 BALES / LOT	1,808 \$ / BALE
MELBOURNE	1.5 \$ BILLION	916,687 BALES	155,447 LOTS	179.0 KILOGRAMS	5.9 BALES / LOT	1,674 \$ / BALE
FREMANTLE	635 \$ MILLION	347,262 BALES	50,671 LOTS	178.4 KILOGRAMS	6.9 BALES / LOT	1,830 \$ / BALE

Source: Australian Wool Exchange Ltd.

MONTHLY AVERAGES

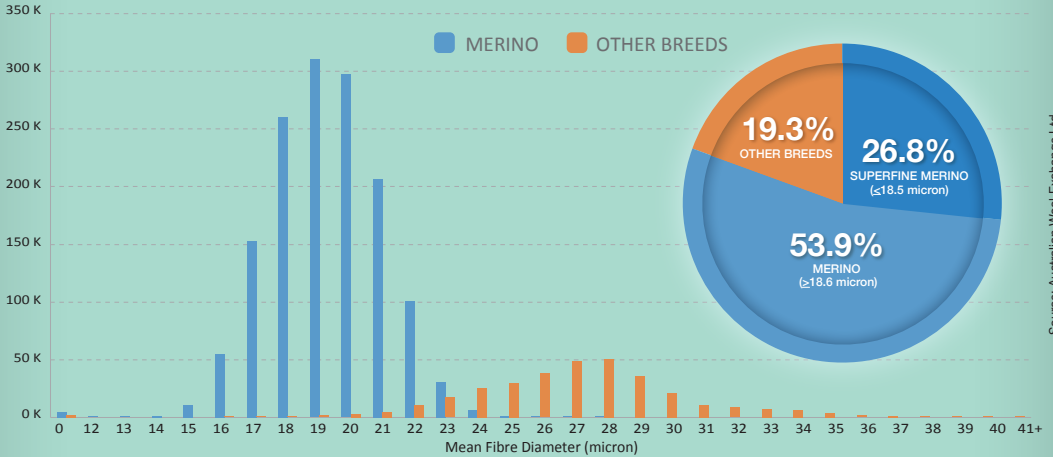
Australian Wool Market Indicators (c/kg clean)



Source: Australian Wool Exchange Ltd.

BALES BY MEAN FIBRE DIAMETER & BREED


Auction Sales 2017



Source: Australian Wool Exchange Ltd.

PRIMARY DESTINATIONS (%)

Wool Exports 2017



Source: ABS