

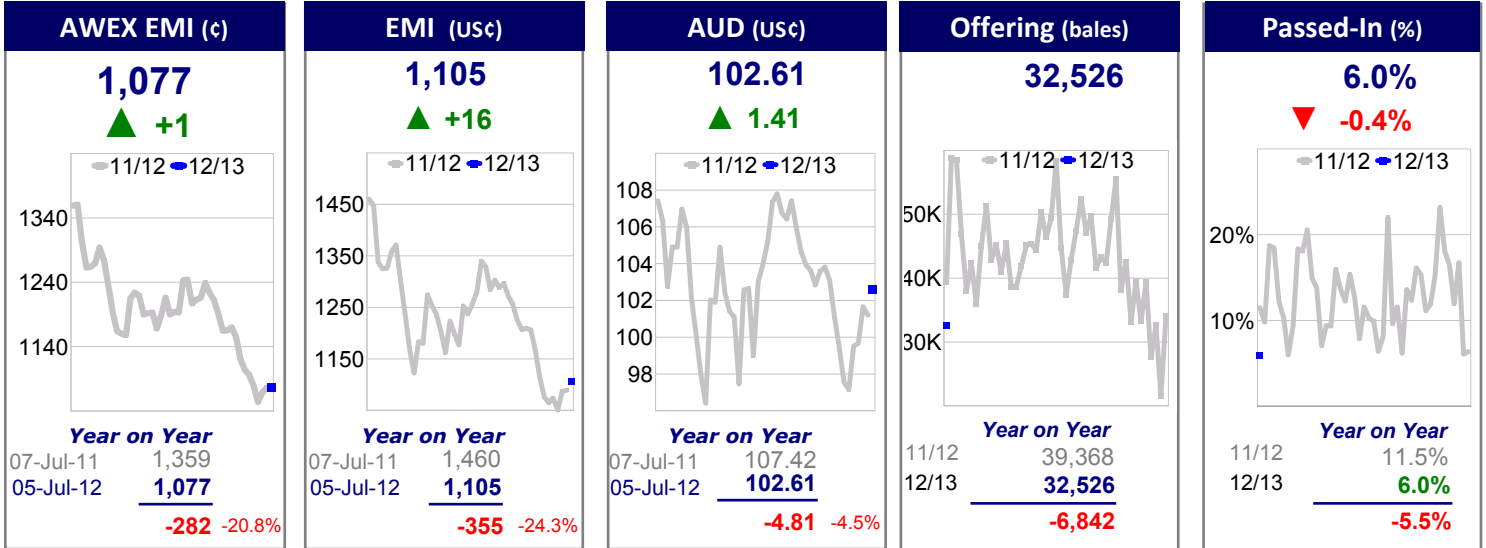
# Weekly Wool Market Report

www.awex.com.au  
Thursday, 5 July, 2012

Compared to week 52, Thursday, 28 June, 2012



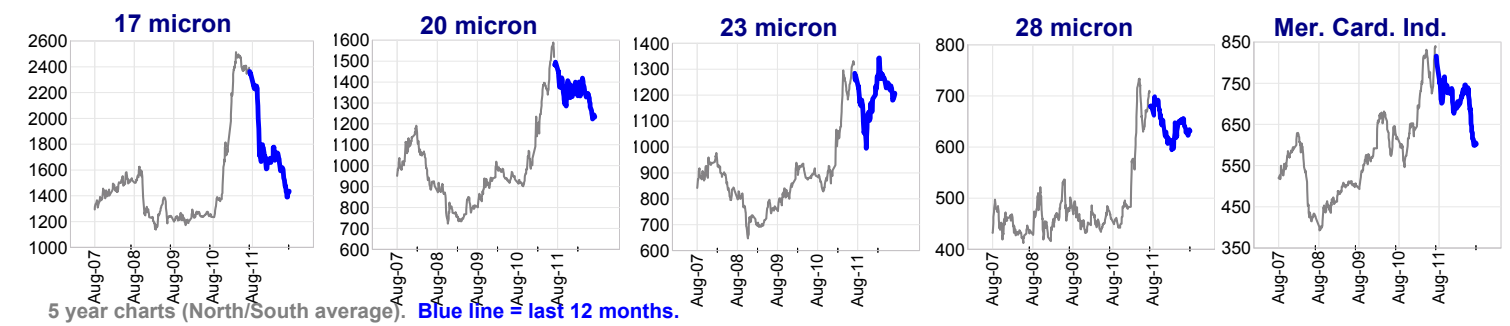
we know wool



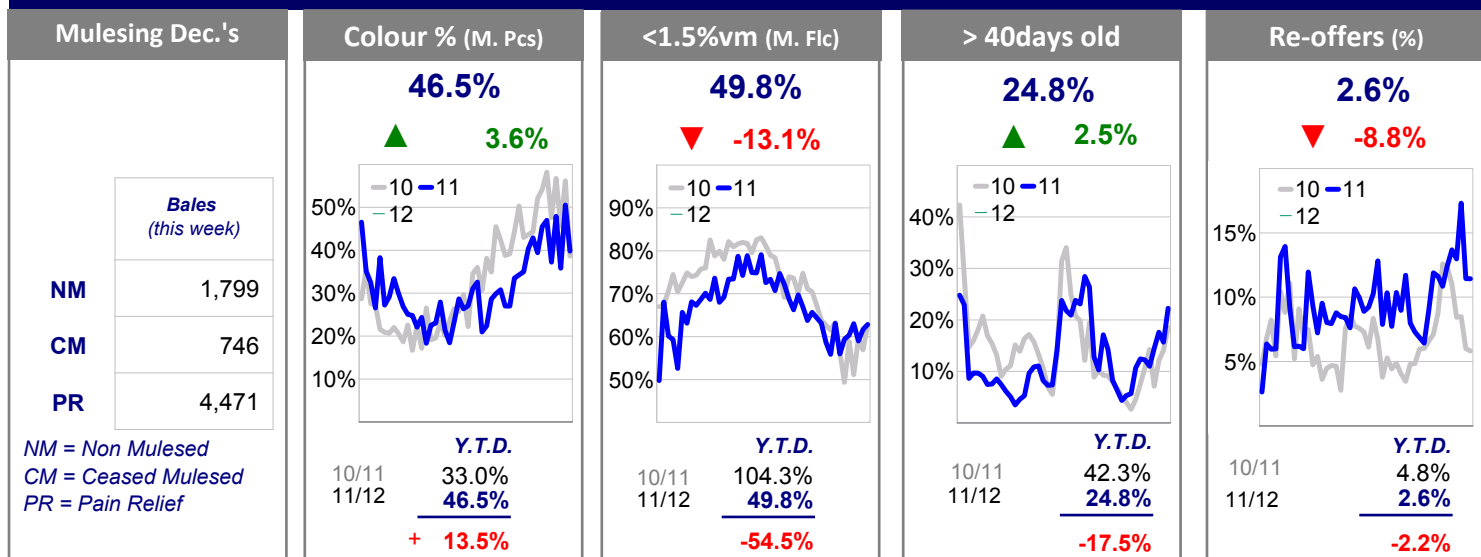
	North Sydney	South Melbourne	West Fremantle
<b>Ind.</b>	<b>1089 unch.</b>	<b>1068 ▲+2</b>	
<b>16.5</b>	1595 n	1589 n +7	
<b>17</b>	1430 +8	1441 n +16	
<b>17.5</b>	1397 +6	1386 -12	
<b>18</b>	1337 -9	1330 -13	
<b>18.5</b>	1305 -5	1298 -10	<b>N</b>
<b>19</b>	1282 -10	1275 n -10	<b>O</b>
<b>19.5</b>	1256 -10	1246 n -12	
<b>20</b>	1236 -10	1229 n -8	<b>S</b>
<b>21</b>	1229 -7	1222 n -15	<b>a</b>
<b>22</b>	1224 +4	1226 n +10	<b>I</b>
<b>23</b>	1200 n +6	1215 n +19	<b>e</b>
<b>24</b>	1141 n	1124 n 0	
<b>25</b>		1049 n	
<b>26</b>		925 n 0	
<b>28</b>	637 +3	624 n -6	
<b>30</b>	584 n -5	585 n -7	
<b>32</b>		493 n	
<b>MC</b>	608 n 0	596 n -7	

## AWEX Comment

This week has seen the start of 2012/13 season. Only East Coast centres offered in the series with quantities and styles available being quite limited. The main bulk of the offering in Merino fleeces concentrated in the 17 to 22 micron range with a sprinkling of 23 and 24 microns available in Melbourne. In general, 17 microns and finer found some buyer support this week with prices making 15 to 20 cent increases across the series. Best styles were most affected, however the micron range in general has fared well. The same cannot be said of the 18 microns and broader Merinos however, with the range down to 22 microns all losing some ground. Most affected were types carrying a high midbreak or high CVH (co-efficient of variation of hauteur). Also notable was the price differentials on between the low vm wool and 2% v.m. and burrier fleeces. Despite the softening in the mid-microns growers appeared keen to sell; the overall 94% clearance rate was the highest in 16 months. Merino skirtings maintained solid support from buyers this week with prices on good to best style and length lots 20 to 30 cents dearer, particularly for those in the finer micron ranges. Lower styles remained firm with all micron and v.m. ranges included. Crossbreds have lost a little ground across the series with just minor movements detected. The selection in this category has diminished over the past few weeks, which can sometimes fire buyer interest, however prices have remained fairly steady. Merino oddments have sold unchanged in Sydney while there have been small downward movements in Melbourne, lead in the main by the carbonising crutchings and stains. Next week is the final week before the three-week July recess.



# Offering Analysis



Totals (This Week)						
	Offered	Sold	PI/NB	Re-off	W'Drwn	
<b>North</b>	MFLC	8,974	8,440	6.0%	3.1%	2.0%
	MSKT	3,212	3,071	4.4%	7.6%	1.4%
	XBFS	1,404	1,343	4.3%	2.1%	0.0%
	ODDS	1,993	1,796	9.9%	4.5%	0.9%
		<b>15,583</b>	<b>14,650</b>	<b>6.0%</b>	<b>4.1%</b>	<b>1.6%</b>
<b>South</b>	MFLC	10,383	9,730	6.3%	4.6%	1.1%
	MSKT	2,587	2,410	6.8%	6.8%	0.3%
	XBFS	2,226	2,145	3.6%	8.0%	0.3%
	ODDS	1,747	1,654	5.3%	7.6%	0.0%
		<b>16,943</b>	<b>15,939</b>	<b>5.9%</b>	<b>5.7%</b>	<b>0.8%</b>
<b>TOTAL</b>		<b>32,526</b>	<b>30,589</b>	<b>6.0%</b>	<b>4.9%</b>	<b>1.2%</b>

PI% & RO% are % of offering. WD% is % of total catalogue.

MFLC = Merino Fleece.

MSKT = Merino Pieces & Bellies.

XBFS = Non-Merino (Crossbred) Fleece, Pieces & Bellies.

ODDS = Lambs, Locks & Crutchings (all breeds).

Averages (This Week)							
	Mic.	VM	Grsy	Lot	Kg/	Style	
		%	¢	size	bale		
<b>North</b>	MFLC	19.46	2.0	874	5.4	181.0	4.7
	MSKT	18.90	6.8	544	4.3	176.5	5.1
	XBFS	27.32	2.4	432	3.8	169.9	5.0
	ODDS	20.65	4.8	389	3.6	171.7	4.9
		<b>20.17</b>	<b>3.3</b>	<b>709</b>	<b>4.7</b>	<b>177.9</b>	<b>4.8</b>
<b>South</b>	MFLC	20.29	1.5	829	6.7	183.0	4.7
	MSKT	19.42	5.4	530	5.0	178.6	5.0
	XBFS	27.60	1.5	450	5.3	169.0	4.7
	ODDS	21.13	4.1	373	4.4	169.5	4.8
		<b>21.15</b>	<b>2.3</b>	<b>692</b>	<b>5.9</b>	<b>179.1</b>	<b>4.7</b>
<b>TOTAL</b>		<b>20.68</b>	<b>2.81</b>	<b>700</b>	<b>5.2</b>	<b>178.5</b>	<b>4.8</b>








Averages are weighted by greasy kg. Offered wool only.

Totals (This Season)						
	Offered	Sold	PI/NB	Re-off	W'Drwn	
<b>North</b>	MFLC	8,974	8,440	6.0%	3.1%	2.0%
	MSKT	3,212	3,071	4.4%	7.6%	1.4%
	XBFS	1,404	1,343	4.3%	2.1%	0.0%
	ODDS	1,993	1,796	9.9%	4.5%	0.9%
		<b>15,583</b>	<b>14,650</b>	<b>6.0%</b>	<b>4.1%</b>	<b>1.6%</b>
<b>South</b>	MFLC	10,383	9,730	6.3%	4.6%	1.1%
	MSKT	2,587	2,410	6.8%	6.8%	0.3%
	XBFS	2,226	2,145	3.6%	8.0%	0.3%
	ODDS	1,747	1,654	5.3%	7.6%	0.0%
		<b>16,943</b>	<b>15,939</b>	<b>5.9%</b>	<b>5.7%</b>	<b>0.8%</b>
<b>TOTAL</b>		<b>32,526</b>	<b>30,589</b>	<b>6.0%</b>	<b>4.9%</b>	<b>1.2%</b>

PI% & RO% are % of offering. WD% is % of total catalogue.

Main Buyers (This Week)		
	Bales	Group %
<b>Merino Fleece</b>		
VITERRA WOOL	3,656	20.1%
LEMPRIERE AUST	2,678	14.7%
TECHWOOL TRADING	1,300	7.2%
FOX & LILLIE	1,246	6.9%
<b>Merino Skirtings</b>		
MODIANO	1,171	21.4%
WILLIAMS WOOL	952	17.4%
CHARGEURS WOOL	616	11.2%
G SCHNEIDER	447	8.2%
<b>Oddments</b>		
VITERRA WOOL	752	21.8%
FOX & LILLIE	460	13.3%
TECHWOOL TRADING	454	13.2%
MICHELL P/L	427	12.4%
<b>Crossbred Fleece/Pieces/Bellies</b>		
KATHAYTEX	589	16.9%
VITERRA WOOL	469	13.4%
FOX & LILLIE	435	12.5%
TECHWOOL TRADING	327	9.4%

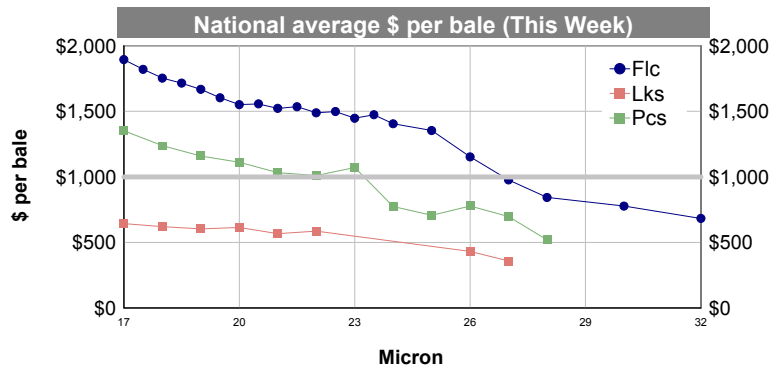
## Foreign Exchange

 <b>EUR</b> 0.8189 0.0103 ▲	 <b>GBP</b> 0.6582 0.0091 ▲	 <b>INR</b> 56.317 -1.366 ▼	 <b>JPY</b> 81.880 1.470 ▲	 <b>NZD</b> 1.2791 0.0066 ▲	 <b>USD</b> 1.0261 0.0141 ▲	 <b>ZAR</b> 8.377 -0.130 ▼
---	---	---	--	--	---	--

## Woolgrower Returns

	Indicative \$ per head				
	17	19	21	23	28
\$/ Bale @ 185 kg	\$1715	\$1517	\$1454	\$1446	\$743
\$/Head cut @ 7 kg	\$65	\$57	\$55	<b>\$55</b>	\$28
6 kg	\$56	\$49	<b>\$47</b>	\$47	\$24
5 kg	\$46	<b>\$41</b>	\$39	\$39	<b>\$20</b>
4 kg	<b>\$37</b>	\$33	\$31	\$31	\$16

*Returns are gross and do not allow for shearing, testing, & selling costs.*



## ASX Wool Futures

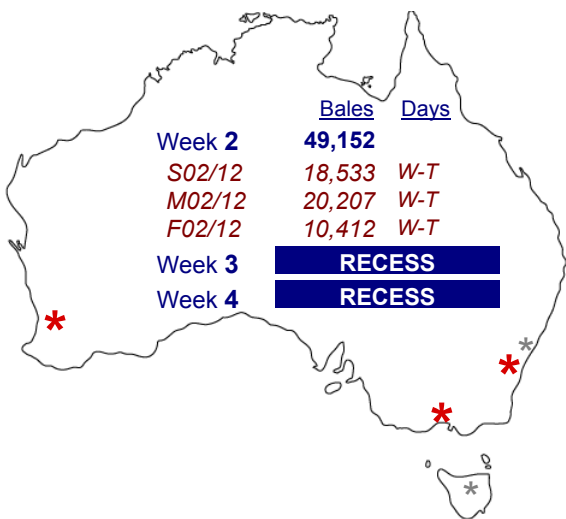
	Spot Prices		
	North	South	Eastern
<b>Fine Wool 19.0</b>			1,281
<b>China 19.5</b>	1,191	1,202	
<b>Greasy Wool 21.0</b>	1,230	1,230	
<b>China 21.0</b>	1,169	1,169	
<b>China 22.6</b>	1,153	1,160	
<b>Broad Wool 23.0</b>			1,206

## Exports

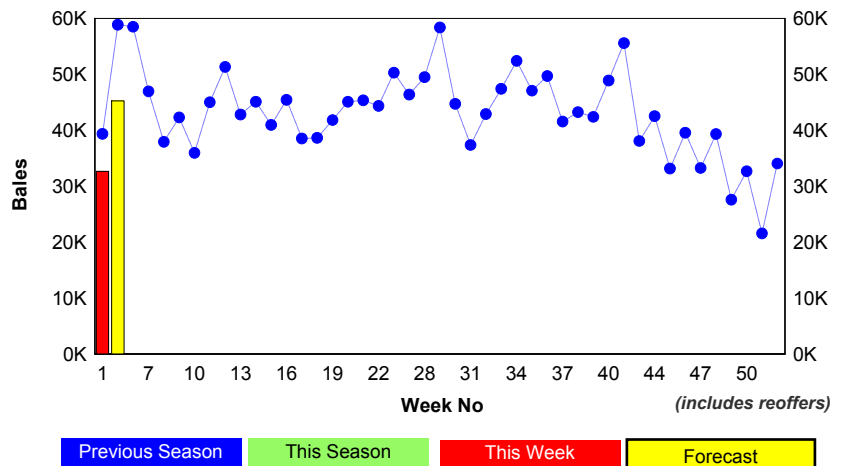
	2010/11	2011/12
<b>China, P.R.</b>	272.8Mkg 72%	231.5Mkg 73%
<b>India</b>	29.1Mkg 8%	21.7Mkg 7%
<b>Italy</b>	20.9Mkg 5%	16.2Mkg 5%
<b>Czech Republic</b>	14.8Mkg 4%	12.2Mkg 4%

*Current season is for July to May, prev. season is 12 mths.  
Contact AWEX for the full version of Monthly Wool Exports*

## Future Sales



## National Offering History



## Season totals

	Offered (Bales)			
	11	12	Change	
NORTH	21,254	15,583	-5,671	-26.68%
SOUTH	18,114	16,943	-1,171	-6.46%
<b>Total</b>	<b>39,368</b>	<b>32,526</b>	<b>-6,842</b>	<b>-17.38%</b>

	Offered (Kg clean)			
	11	12	Change	
NORTH	2.5M	1.9M	-0.6M	-24.78%
SOUTH	2.1M	2.0M	-0.1M	-3.70%
<b>Total</b>	<b>4.5M</b>	<b>3.8M</b>	<b>-0.7M</b>	<b>-15.17%</b>

	First Hand Offered (Bales)			
	11	12	Change	
NORTH	20,749	14,941	-5,808	-27.99%
SOUTH	17,585	15,980	-1,605	-9.13%
<b>Total</b>	<b>38,334</b>	<b>30,921</b>	<b>-7,413</b>	<b>-19.34%</b>

	First Hand Offered (Kg clean)			
	11	12	Change	
NORTH	2.4M	1.8M	-0.6M	-26.03%
SOUTH	2.0M	1.9M	-0.1M	-6.41%
<b>Total</b>	<b>4.4M</b>	<b>3.7M</b>	<b>-0.8M</b>	<b>-17.11%</b>

## Quotes

	Style	Length	Strength	VMB	North		South	
					5 - Jul	28 - Jun	5 - Jul	28 - Jun
17.0	MF4	90	35	1			1,465	
	MF4	80	35	1	1,410	1,400	1,435	1,425
	MF5	80	35	1	1,410	1,390	1,405	1,405
	MP5	70	35	2				1,198
18.0	MF4	90	35	1	1,331	1,346	1,343	1,341
	MF4	80	35	1	1,337	1,335	1,311	1,330
	MF5	90	35	1	1,324			
	MF5	80	35	1	1,330	1,325	1,305	1,320
	MP5	70	35	2	1,125	1,100	1,067	
19.0	MF4	90	35	1	1,279	1,299	1,275	1,285
	MF4	80	35	1	1,279	1,290	1,275	1,280
	MF5	90	35	1	1,288	1,285	1,270	1,285
	MF5	80	35	1	1,280	1,280	1,268	1,282
	MP5	70	35	2				1,021
20.0	MF4	90	35	1	1,234	1,245	1,236	1,239
	MF4	80	35	1	1,235	1,245	1,215	1,235
	MF5	90	35	1	1,243	1,257	1,234	1,235
	MF5	80	35	1	1,235	1,245	1,215	1,221
	MZ5			2	526	525	536	526
21.0	MF4	90	35	1	1,230	1,235	1,220	1,236
	MF4	80	35	1	1,230	1,235	1,215	1,235
	MF5	90	35	1	1,228	1,235	1,215	1,235
	MF5	80	35	1	1,225	1,235	1,210	1,235
	MP5	70	35	2			1,079	
	MC5			2				773
	MZ5			2			530	524
22.0	MF4	90	35	1	1,225	1,220	1,229	1,215
	MF5	100	35	1	1,225	1,220	1,235	1,220
	MF5	90	35	2	1,191	1,188		
	MZ5			2			520	
	MF4	100	35	1	1,229	1,225	1,235	1,215
23.0	MF4	90	35	1	1,195	1,195	1,215	1,185
	MF5	100	40	1	1,205	1,200	1,225	1,206
	MF5	100	35	1	1,200	1,195	1,221	1,200
	MF5	90	35	1	1,200	1,190	1,215	1,196
24.0	MF5	100	35	1	1,140	1,120	1,120	1,120
	MF5	90	35	1	1,135	1,115	1,115	1,115
	MF4	100	35	1	1,150	1,120	1,125	1,125
25.0	MF5	100	35	1			1,204	
	XF5	100	35	1	1,030	1,030	1,050	1,050
26.0	XF5	110	35	1	920	920	928	928
28.0	XF5	120	35	1	640	640	630	634
	XF5	110	35	1	635	630	622	628
30.0	XF5	120	35	1	597	595	590	595
	XF5	110	35	1	582	588	582	591

MF = Merino Fleece (Schlum. dry yield)  
 XF = Crossbred Fleece (Schlum. dry yield)  
 MP = Merino Pieces (Schlum. dry yield)  
 MZ = Merino Locks (Scoured 17% yield)  
 MC = Merino Crutchings (Scoured 17% yield)